





HelaGuard

Non-metallic and metallic flexible conduits and fittings



Engineered for your Industry.

HelaGuard protective conduits and fittings designed to meet your demands



Our experience in meeting customers' demands in many different industries has been integrated into all of our products.

The HelaGuard range of conduits and fittings meets the requirements of machine building, shipping, offshore, mining, rolling stock, rail infrastructure, chemical industries and many more.





HelaGuard Application Overview

Conduit System	IP rating available*	Compression strength kg/100 mm, 20 mm Ø	Pull-off strength kg, 20 mm Ø	Minimum bend radius 20 mm Ø
HG-SW PA6 corrugated, standard weight	IP66, IP67, IP68, IP69k	75	40	45
HG-LW PA6 corrugated, light weight	IP66, IP67, IP68, IP69k	60	30	40
HG-HW PA6 corrugated, heavy weight	IP66, IP67, IP68, IP69k	120	70	55
HG-FR Flame retardant PA6 corrugated, standard weight	IP66, IP67, IP68, IP69k	75	40	45
HG-HI PA12 corrugated, standard weight	IP66, IP67, IP68, IP69k	45	30	35
HG-DC PA6 double slit corrugated	IP40	60	15	90
HG-PP PP corrugated	IP40, IP66 IP67, IP68	35	25	40
SC galvanised steel	IP40	350	120	45
SSC stainless steel	IP40	400	170	45
PCS galvanised steel, PVC coated	IP54, IP65	350	120	45
NCS galvanised steel, PA6 coated	IP54, IP65	350	120	45
LFHCS galvanised steel, LFH coated	IP54, IP65	350	120	45
LTS galvanised steel, PVC coated, liquid-tight	IP66, IP67, IP68, IP69k	400	130	65
LTSH galvanised steel, thermoplastic rubber, liquid-tight	IP66, IP67, IP68, IP69k	400	130	65
LTSUL galvanised steel, PVC coated, liquid-tight, UL-listed	IP66, IP67, IP68, IP69k	500	160	90
PCSB galvanised steel, PVC coated, galvanised steel overbraid	IP54, IP65	350	120,130	45
SCSB galvanised steel, galvanised steel overbraid	IP40	350	120	45
PSR Spiral-reinforced PVC, smooth bore	IP66, IP67	60	25	35
PSRSC Spiral-reinforced PVC, smooth bore, smooth cover	IP66, IP67, IP68, IP69k	120	70	35

- yes
- no



	High fatigue life	Temperature range	Flexible	Halogen free	Self-extinguishing	High abrasion resistance	High UV resistance (black)	Page
●	●	-40 °C to +120 °C	●	●	●	●	●	11
●	●	-40 °C to +120 °C	●	●	●	—	—	12
—	—	-40 °C to +120 °C	●	●	●	●	●	13
—	—	-40 °C to +120 °C	●	●	●	●	●	14
●	●	-50 °C to +110 °C	●	●	●	—	●	15
—	—	-40 °C to +120 °C	—	●	●	●	—	16
—	—	+20 °C to +90 °C	●	—	●	—	—	17
—	—	-100 °C to +300 °C	●	●	●	●	—	64
—	—	-100 °C to +400 °C	●	●	●	●	●	65
●	●	-15 °C to +70 °C	●	—	●	—	—	72
—	—	-40 °C to +120 °C	●	●	●	●	—	73
—	—	-25 °C to +90 °C	●	●	●	—	—	74
—	—	-20 °C to +105 °C	●	—	●	—	●	85
—	—	-45 °C to +135 °C	●	●	●	—	●	86
—	—	-15 °C to +75 °C	●	—	●	—	●	87
—	—	-15 °C to +70 °C	●	—	●	●	—	95
—	—	-100 °C to +300 °C	●	●	●	—	—	102
—	—	+20 °C to +70 °C	●	—	●	—	—	109
—	—	+20 °C to +70 °C	●	—	●	—	—	110

* For more information about Ingress Protection (IP) please refer to page 143.

Accelerate your engineering with
our 3D CAD models.



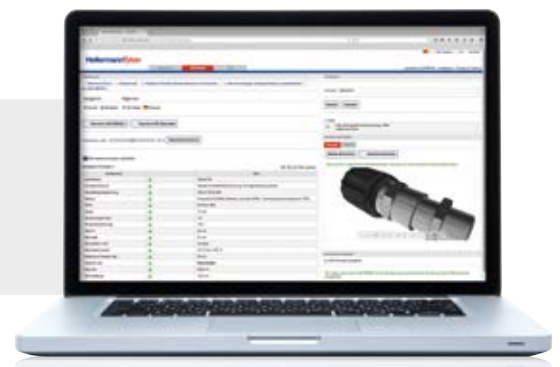
- Over 5,000 3D CAD models
- Models available in all standard CAD formats
- Online preview of CAD models
- Free download of high quality 3D and 2D data




In cooperation with



**NEW! Free 3D
CAD download!**





HelaGuard



1. Non-Metallic Conduit Systems

9



2. Metallic Conduit Systems

61



3. Spiral-Reinforced Conduit Systems

107



4. Conduit System Accessories

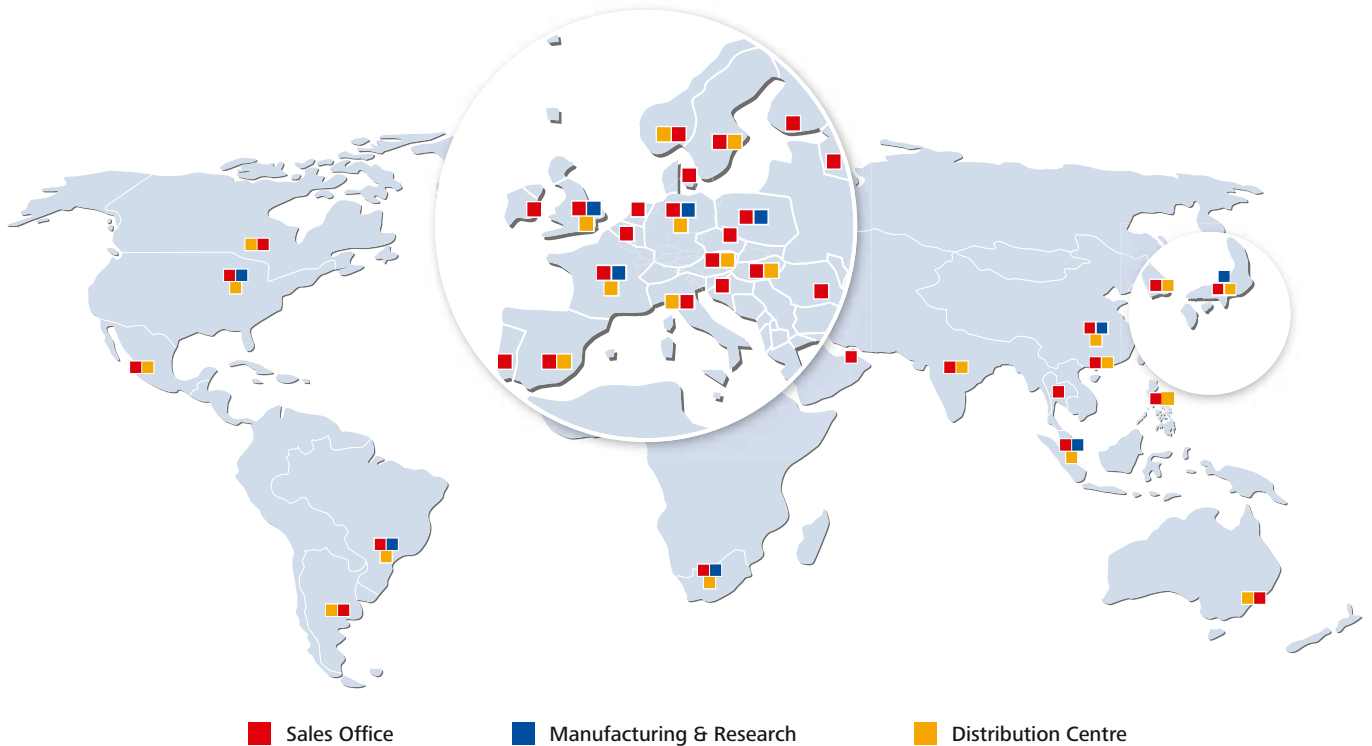
123



5. Appendix

141

HellermannTyton: Locally in 35 countries



Optimal support through our global network



With over 3,800 employees across the world, we can always respond to your specific demands locally. A contact person who speaks your language and has knowledge and experience in your specific market is always available to assist. This makes communication easy and helps achieve the optimum result from the very start.

Furthermore, our numerous local partners throughout the world support our marketing network and see themselves as your strong partner locally. Use our worldwide strength and the know-how of our employees and partners to your own advantage globally.



1.1 Non-Metallic Conduit Systems

Product Selection	
HelaGuard Nomenclature for Non-Metallic Conduits	10
Non-Metallic Conduits	
HG-SW PA6 Standard	11
HG-LW PA6 Light	12
HG-HW PA6 Heavy	13
HG-FR PA6 Flame Retardant	14
HG-HI PA12 Standard	15
HG-DC PA6 Double Slit	16
HG-PP Standard	17



1.2 Fittings for Non-Metallic Conduits

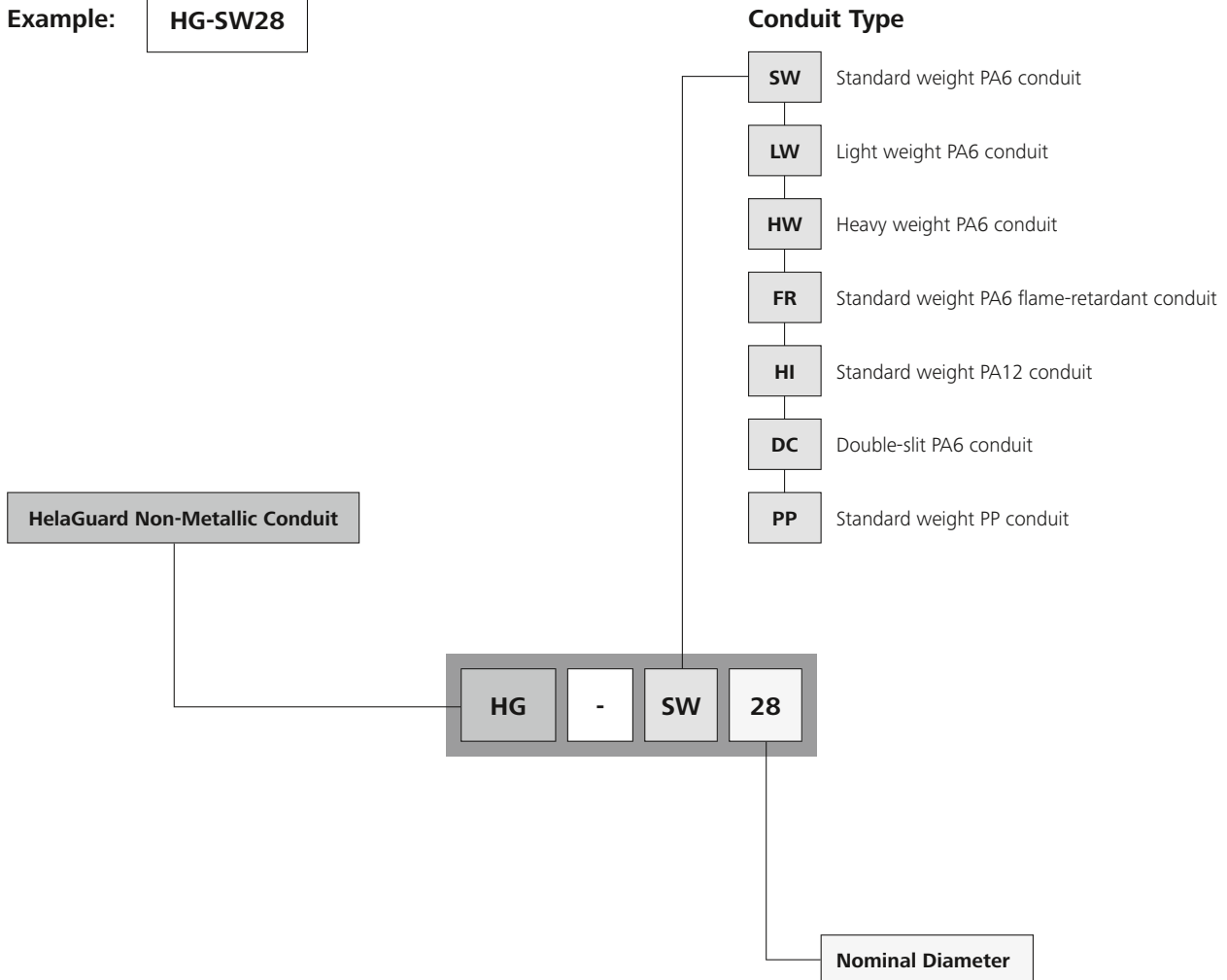
Product Selection		
HelaGuard Fitting Finder	18	
HelaGuard Nomenclature for Non-Metallic Fittings	21	
Technical Information		
Mounting and Removing HelaGuard Non-Metallic Fittings	20	
Fittings for Non-Metallic Conduits		
Fixed external thread	HG-S, Straight, IP66	22
	HGL-S, Straight, IP68	24
	HG-90, 90° Elbow, IP66	26
	HGL-90, 90° Elbow, IP68	27
	HG-45, 45° Elbow, IP66	28
	HGL-45, 45° Elbow, IP68	29
Swivel external thread	HG-SM, Straight, IP66	30
	HGL-SM, Straight, IP68	31
	HG-90M, 90° Elbow, IP66	32
	HGL-90M, 90° Elbow, IP68	33
	HG-45M, 45° Elbow, IP66	34
	HGL-45M, 45° Elbow, IP68	35

Swivel internal thread	HG-SF, Straight, IP66	36
	HGL-SF, Straight, IP68	37
	HG-90F, 90° Elbow, IP66	38
	HGL-90F, 90° Elbow, IP68	39
	HG-45F, 45° Elbow, IP66	40
Swivel flange	HGL-45F, 45° Elbow, IP68	41
	HG-SFL, Straight, IP66	42
	HGL-SFL, Straight, IP68	43
	HG-90FL, 90° Elbow, IP66	44
	HGL-90FL, 90° Elbow, IP68	45
	HG-45FL, 45° Elbow, IP66	46
	HGL-45FL, 45° Elbow, IP68	47
With strain relief and cable seal	HG-SCG, Straight, IP66	48
	HGL-SCG, Straight, IP68	49
	HG-90CG, 90° Elbow, IP66	50
	HGL-90CG, 90° Elbow, IP68	51
	HG-45CG, 45° Elbow, IP66	52
	HGL-45CG, 45° Elbow, IP68	53
Connectors, reducers and couplers	HG-T, T-Connector, IP66	54
	HGL-T, T-Connector, IP68	55
	HG-Y, Y-Connector, IP66	56
	HGL-Y, Y-Connector, IP68	57
	HG-R, Reducer, IP66	58
	HGL-R, Reducer, IP68	59
HG-HG, Coupler, IP66	60	

HelaGuard Nomenclature for Non-Metallic Conduits

Example:

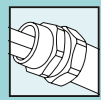
HG-SW28



CAD download

The nominal diameters in the product names and data tables of the non-metallic conduits and fittings are closely related to, but not identical with, the exact outside diameter of the conduit. The nominal diameters can be used to identify more easily and quickly which conduits and fittings fit each other.

Some suppliers employ an alternative designation called "Nennweite" ("NW") to identify the size of the conduit. For ease of use, the data tables for the non-metallic conduits contain columns for the nominal diameter, the Nennweite and the exact outside diameter. The Nennweite can therefore be used to determine the nominal diameter.



Non-Metallic Conduits

- **HG-SW PA6 Standard Weight**

Machine building, plant construction, control panels, public buildings.

Features and Benefits

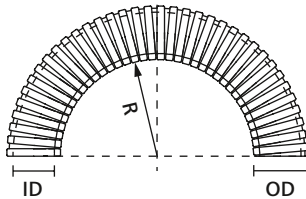
- Very flexible and high fatigue life
- Very abrasion resistant
- High impact strength, recovers if crushed
- Highly resistant to solvents and oils
- Free of halogen, sulphur and phosphorus
- Low smoke and low toxicity
- Self-extinguishing according to UL94 V2
- Colour: black (UV resistant); grey on request



HelaGuard PA6 Standard for industrial applications.



One Step to the Web!



HelaGuard non-metallic conduit

MATERIAL	Polyamide 6 (PA6)
Operating Temperature	-40 °C to +120 °C
Operating Temperature Moving	-20 °C to +100 °C
Flammability	UL94 V2
Specifications	IEC 61386, Lloyd's Register, UL-Recognised



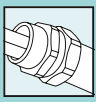
TYPE	Nominal Ø	NW Ø	Outside Ø (OD)	Inside Ø (ID)	Min. Bending Radius (R)	Weight (g/m)	Reel Length	Colour	Article-No.
HG-SW10	10	7.5	10.0	6.3	15	19	50 m	Black (BK)	166-11100
HG-SW11	11	8.5	11.5	8.2	20	22	50 m	Black (BK)	166-11101
HG-SW13	13	10	13.0	9.8	25	28	50 m	Black (BK)	166-11102
HG-SW16	16	12	15.8	11.8	35	38	25 m	Black (BK)	166-11110
	16	12	15.8	11.8	35	38	50 m	Black (BK)	166-11103
HG-SW21	21	17	21.2	16.7	45	60	25 m	Black (BK)	166-11111
	21	17	21.2	16.7	45	60	50 m	Black (BK)	166-11104
HG-SW28	28	23	28.5	22.8	50	100	25 m	Black (BK)	166-11105
	28	23	28.5	22.8	50	100	50 m	Black (BK)	166-11112
HG-SW34	34	29	34.5	28.1	60	135	25 m	Black (BK)	166-11106
	34	29	34.5	28.1	60	135	50 m	Black (BK)	166-11118
HG-SW42	42	36	42.5	35.5	70	165	25 m	Black (BK)	166-11113
HG-SW54	54	48	54.5	47.2	80	235	25 m	Black (BK)	166-11114
HG-SW67	67	56	67.2	56.3	130	365	10 m	Black (BK)	166-11109

All dimensions in mm. Subject to technical changes.

Colour grey available on request. Other reel lengths available on request. Minimum Order Quantity (MOQ) may differ from package content.



Please note! Not all products listed on this page may have this approval.



Non-Metallic Conduits

• HG-LW PA6 Light Weight

Machine building, plant construction, control panels and public buildings, wherever lower mechanical protection is required.

Features and Benefits

- Light weight
- Very flexible and high fatigue life
- Small bending radius
- High impact strength and recovers if crushed
- Highly resistant to solvents and oils
- Free of halogen, sulphur and phosphorus
- Colour: black; grey (RAL 7031) on request

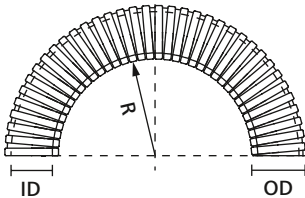


HelaGuard PA6 Light is very flexible and can be used in moving applications.

MATERIAL	Polyamide 6 (PA6)
Operating Temperature	-40 °C to +120 °C
Operating Temperature Moving	-20 °C to +100 °C
Flammability	self-extinguishing according to EN IEC 61386
Specifications	IEC 61386, UL-Recognised

HF ✓

RoHS ✓



HelaGuard non-metallic conduit

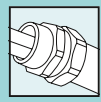
TYPE	Nominal Ø	NW Ø	Outside Ø (OD)	Inside Ø (ID)	Min. Bending Radius (R)	Weight (g/m)	Reel Length	Colour	Article-No.
HG-LW10	10	7.5	10.0	6.5	15	18	50 m	Black (BK)	166-11200
HG-LW11	11	8.5	11.5	8.4	20	22	50 m	Black (BK)	166-11201
HG-LW13	13	10	13.0	9.8	25	24	50 m	Black (BK)	166-11202
HG-LW16	16	12	15.8	11.8	35	36	50 m	Black (BK)	166-11203
HG-LW21	21	17	21.2	16.7	40	56	50 m	Black (BK)	166-11204
HG-LW28	28	23	28.5	23	45	90	50 m	Black (BK)	166-11205
HG-LW34	34	29	34.5	28.1	55	110	50 m	Black (BK)	166-11206
HG-LW42	42	36	42.5	35.5	65	150	25 m	Black (BK)	166-11207
HG-LW54	54	48	54.5	47.2	80	200	25 m	Black (BK)	166-11208
HG-LW67	67	56	67.2	56.5	110	310	10 m	Black (BK)	166-11209

All dimensions in mm. Subject to technical changes.

Colour grey available on request. Other reel lengths available on request. Minimum Order Quantity (MOQ) may differ from package content.



Please note! Not all products listed on this page may have this approval.



Non-Metallic Conduits

- **HG-HW PA6 Heavy Weight**

Heavy-duty machine building, plant construction, and public buildings, wherever high mechanical strength is required.

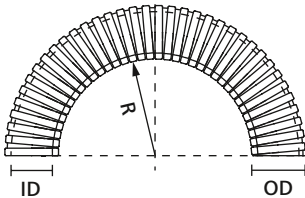
Features and Benefits

- Heavy weight
- High mechanical strength
- Very abrasion resistant
- High impact strength
- Highly resistant to solvents and oils
- Free of halogen, sulphur and phosphorus
- Low smoke and low toxicity
- Self-extinguishing according to UL94 V2
- Colour: black (UV resistant)



When high mechanical protection is needed: HelaGuard PA6 Heavy.

MATERIAL	Polyamide 6 (PA6)
Operating Temperature	-40 °C to +120 °C
Flammability	UL94 V2
Specifications	IEC 61386, UL-Recognised



HelaGuard non-metallic conduit

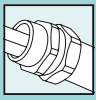
TYPE	Nominal Ø	NW Ø	Outside Ø (OD)	Inside Ø (ID)	Min. Bending Radius (R)	Weight (g/m)	Reel Length	Colour	Article-No.
HG-HW13	13	10	13.0	9.0	35	37	50 m	Black (BK)	166-11302
HG-HW16	16	12	15.8	11.5	45	48	50 m	Black (BK)	166-11303
HG-HW21	21	17	21.2	15.5	55	80	50 m	Black (BK)	166-11304
HG-HW28	28	23	28.5	21.3	60	130	50 m	Black (BK)	166-11305
HG-HW34	34	29	34.5	26.9	70	170	25 m	Black (BK)	166-11306
HG-HW42	42	36	42.5	34.6	80	200	25 m	Black (BK)	166-11307
HG-HW54	54	48	54.5	46.0	90	270	25 m	Black (BK)	166-11308

All dimensions in mm. Subject to technical changes.

Other reel lengths available on request. Minimum Order Quantity (MOQ) may differ from package content.



Please note! Not all products listed on this page may have this approval.



Non-Metallic Conduits

• HG-FR PA6 Flame Retardant

Railway vehicles, railway tunnels, underground stations and public buildings, where high fire protection is required.

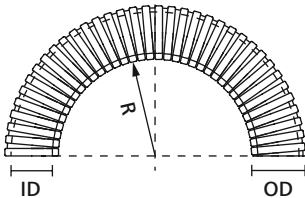
Features and Benefits

- Highly flame retardant (UL94 V0)
- Low smoke, low toxicity
- Very flexible and high fatigue life
- High impact strength, recovers if crushed
- Abrasion resistant
- Highly resistant to solvents and oils
- Free of halogen, sulphur and phosphorus
- Colour: black (UV resistant)



Public buildings often require HelaGuard PA6 Flame Retardant due to its high fire protection properties.

MATERIAL	Polyamide 6, flame retardant (PA6-FR)
Operating Temperature	-40 °C to +120 °C
Operating Temperature Moving	-20 °C to +100 °C
Flammability	UL94 V0
Specifications	CEN TS 45545-2: 2009, IEC 61386, UL-Recognised



HelaGuard non-metallic conduit

TYPE	Nominal Ø	NW Ø	Outside Ø (OD)	Inside Ø (ID)	Min. Bending Radius (R)	Weight (g/m)	Reel Length	Colour	Article-No.
HG-FR10	10	7.5	10.0	6.3	15	19	50 m	Black (BK)	166-11400
HG-FR13	13	10	13.0	9.8	25	28	50 m	Black (BK)	166-11401
HG-FR16	16	12	15.8	11.8	35	38	50 m	Black (BK)	166-11402
HG-FR21	21	17	21.2	16.7	45	60	50 m	Black (BK)	166-11403
HG-FR28	28	23	28.5	21.7	50	100	50 m	Black (BK)	166-11404
HG-FR34	34	29	34.5	28.1	60	135	50 m	Black (BK)	166-11405
HG-FR42	42	36	42.5	35.5	70	165	25 m	Black (BK)	166-11406
HG-FR54	54	48	54.5	47.2	80	235	25 m	Black (BK)	166-11407

All dimensions in mm. Subject to technical changes.

Other reel lengths available on request. Minimum Order Quantity (MOQ) may differ from package content.



Please note! Not all products listed on this page may have this approval.



Non-Metallic Conduits

- **HG-HI PA12**

Robots, rail, machine building, plant construction and wherever continual movement and bending are requirements.

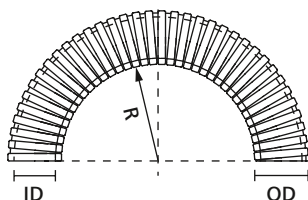
Features and Benefits

- Excellent fatigue life
- Very flexible
- Recovers form if crushed
- Good mechanical properties at low temperatures
- Highly resistant to solvents and oils
- Free of halogen, sulphur and phosphorus
- Self-extinguishing to IEC 61386
- Colour: black (UV resistant)



HeliaGuard PA12 is ideal for robotics.

MATERIAL	Polyamide 12 (PA12)
Operating Temperature	-50 °C to +110 °C
Operating Temperature Moving	-50 °C to +110 °C
Flammability	self-extinguishing according to EN IEC 61386
Specifications	IEC 61386, UL-Recognised



HeliaGuard non-metallic conduit

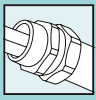
TYPE	Nominal Ø	NW Ø	Outside Ø (OD)	Inside Ø (ID)	Min. Bending Radius (R)	Weight (g/m)	Reel Length	Colour	Article-No.
HG-HI13	13	10	13.0	9.8	25	26	50 m	Black (BK)	166-11501
HG-HI16	16	12	15.8	11.8	30	35	50 m	Black (BK)	166-11502
HG-HI21	21	17	21.2	16.7	35	55	50 m	Black (BK)	166-11503
HG-HI28	28	23	28.5	21.7	45	92	50 m	Black (BK)	166-11504
HG-HI34	34	29	34.5	28.1	55	120	25 m	Black (BK)	166-11505
HG-HI42	42	36	42.5	35.5	60	160	25 m	Black (BK)	166-11506
HG-HI54	54	48	54.5	47.2	70	220	25 m	Black (BK)	166-11507

All dimensions in mm. Subject to technical changes.

Other reel lengths available on request. Minimum Order Quantity (MOQ) may differ from package content.



Please note! Not all products listed on this page may have this approval.



Non-Metallic Conduits

- **HG-DC Double Slit**

Control panels, machine building, plant construction and wherever retrofitting is a requirement.

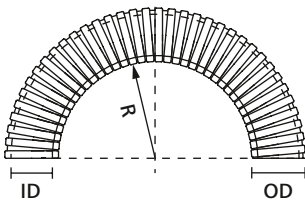
Features and Benefits

- Can be opened and closed repeatedly
- Cables can be inserted laterally
- Abrasion resistant
- Free of halogen, sulphur and phosphorus
- Self-extinguishing to IEC 61386
- Colour: black



HelaGuard HG-DC double slit conduit is ideal for retrofitting.

MATERIAL	Polyamide 6 (PA6)
Operating Temperature	-40 °C to +120 °C
Flammability	UL94 V2
Specifications	IEC 61386



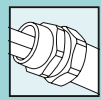
HelaGuard non-metallic conduit

TYPE	Nominal Ø	NW Ø	Outside Ø (OD)	Inside Ø (ID)	Min. Bending Radius (R)	Weight (g/m)	Reel Length	Colour	Article-No.
HG-DC11	11	8.5	11.5	6.2	45	23	50 m	Black (BK)	166-11800
HG-DC13	13	10	13.0	7.9	55	37	50 m	Black (BK)	166-11801
HG-DC16	16	12	15.8	10.3	60	41	50 m	Black (BK)	166-11802
HG-DC21	21	17	21.2	13.9	90	63	50 m	Black (BK)	166-11803
HG-DC28	28	23	28.5	20.5	105	94	50 m	Black (BK)	166-11804
HG-DC34	34	29	34.5	26.6	150	118	25 m	Black (BK)	166-11805
HG-DC42	42	36	42.5	34.8	170	193	25 m	Black (BK)	166-11806
HG-DC54	54	48	54.5	45.3	170	263	25 m	Black (BK)	166-11807

All dimensions in mm. Subject to technical changes.
Other reel lengths available on request. Minimum Order Quantity (MOQ) may differ from package content.



Please note! Not all products listed on this page may have this approval.



Non-Metallic Conduits

- **HG-PP PP Standard Weight**

Machine building, electrical installations, buildings, particularly when buried in concrete or plaster.

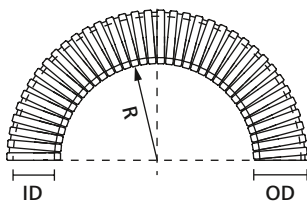
Features and Benefits

- Very flexible
- Abrasion resistant
- Resistant to acids and alkalis
- Self-extinguishing to IEC 61386



HelaGuard PP Standard is typically used in electrical installations and buildings, particularly when buried in concrete or plaster.

MATERIAL	Polypropylene (PP)
Operating Temperature	-20 °C to +90 °C
Flammability	self-extinguishing according to EN IEC 61386
Specifications	IEC 61386



HelaGuard non-metallic conduit

TYPE	Nominal Ø	NW Ø	Outside Ø (OD)	Inside Ø (ID)	Min. Bending Radius (R)	Weight (g/m)	Reel Length	Colour	Article-No.
HG-PP10	10	7.5	10.0	6.3	15	16	50 m	Black (BK)	166-11900
HG-PP13	13	10	13.0	9.8	25	20	50 m	Black (BK)	166-11901
HG-PP16	16	12	15.8	11.8	35	30	50 m	Black (BK)	166-11902
HG-PP20	20	16	20.0	14.8	40	45	50 m	Black (BK)	166-11903
HG-PP21	21	17	21.2	16.7	40	50	50 m	Black (BK)	166-11904
HG-PP25	25	22	25.0	19.1	50	52	50 m	Black (BK)	166-11905
HG-PP26	26	22	25.4	21.4	50	52	50 m	Black (BK)	166-11906
HG-PP28	28	23	28.5	22.8	55	65	50 m	Black (BK)	166-11907
HG-PP34	34	29	34.5	28.1	65	90	25 m	Black (BK)	166-11908
HG-PP42	42	36	42.5	35.5	80	120	25 m	Black (BK)	166-11909
HG-PP54	54	48	54.5	47.2	100	150	25 m	Black (BK)	166-11910
HG-PP67	67	56	67.2	56.3	150	250	10 m	Black (BK)	166-11911

All dimensions in mm. Subject to technical changes.

Colour grey available on request. Other reel lengths available on request. Minimum Order Quantity (MOQ) may differ from package content.



Please note! Not all products listed on this page may have this approval.




HelaGuard Fitting Finder

Fixed external thread

HG-S Straight IP66		Page 22
HGL-S Straight IP68		Page 24
HG-90 90° Elbow IP66		Page 25
HGL-90 90° Elbow IP68		Page 27
HG-45 45° Elbow IP66		Page 28
HGL-45 45° Elbow IP68		Page 29

Swivel external thread

HG-SM Straight IP66		Page 30
HGL-SM Straight IP68		Page 31
HG-90M 90° Elbow IP66		Page 32




HGL-90M 90° Elbow IP68		Page 33
HG-45M 45° Elbow IP66		Page 34
HGL-45M 45° Elbow IP68		Page 35

Swivel internal thread

HG-SF Straight IP66		Page 36
HGL-SF Straight IP68		Page 37
HG-90F 90° Elbow IP66		Page 38
HGL-90F 90° Elbow IP68		Page 39
HG-45F 45° Elbow IP66		Page 40
HGL-45F 45° Elbow IP68		Page 41

Swivel flange

HG-SFL Straight IP66		Page 42
HGL-SFL Straight IP68		Page 43
HG-90FL 90° Elbow IP66		Page 44
HGL-90FL 90° Elbow IP68		Page 45
HG-45FL 45° Elbow IP66		Page 46
HGL-45FL 45° Elbow IP68		Page 47

HGL-90CG 90° Elbow IP68		Page 51
HG-45CG 45° Elbow IP66		Page 52
HGL-45CG 45° Elbow IP68		Page 53

Connectors, reducers and couplers

HG-T T-Connector IP66		Page 54
HGL-T T-Connector IP68		Page 55
HG-Y Y-Connector IP66		Page 56
HGL-Y Y-Connector IP68		Page 57
HG-R Reducer IP66		Page 58
HGL-R Reducer IP68		Page 59
HG-HG Coupler IP66		Page 60

With strain relief and cable seal

HG-SCG Straight IP66		Page 48
HGL-SCG Straight IP68		Page 49
HG-90CG 90° Elbow IP66		Page 50



CAD download

Mounting and Removing HelaGuard Non-Metallic Fittings

HelaGuard plastic fittings are mounted simply, quickly and very securely. They offer exceptionally high pull-off strength and are vibration as well as tamper resistant. They can be removed with a screw driver. HelaGuard plastic fittings can be used again and again.

To mount and remove HelaGuard plastic fittings, follow these simple instructions.



1. If the fitting has been used before, be sure that the slit points to the "on" position. To assemble the fitting, push it on to the end of the conduit as far as possible without forcing it and twist it slightly. The fitting is now securely locked.



2. To remove the fitting, insert a small screw driver into the slit.



3. Move the handle of the screwdriver towards the "off" position. The capnut will rotate slightly. The locking mechanism is now released.



4. Remove the screwdriver.



5. Manually rotate the capnut further towards the "off" position as far as possible.



6. Simply remove the fitting from the end of the conduit.

To re-use HelaGuard plastic fittings, simply turn the capnut back to the "on" position and mount it on to the end of the conduit.

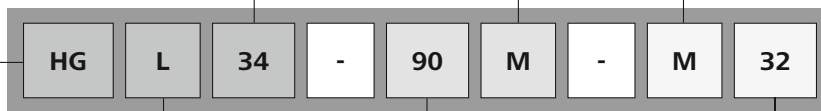
HelaGuard Nomenclature for Non-Metallic Fittings

Example: **HGL34-90M-M32**

Suitable Conduit Type

HG HelaGuard Non-Metallic Conduit

Nominal Diameter



Thread Type

- M** Swivel external thread
- F** Swivel internal thread
- Fixed external thread
- FL** Flange
- CG** Cable gland

Thread Code

- M** Metric
- PG** Panzer-Gewinde

Thread Size

IP Protection

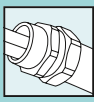
- L** IP67, IP68, IP69k fitting
- IP66 fitting

Fitting Shape

- 90** 90° elbow fitting
- 45** 45° elbow fitting
- S** Straight fitting
- T** T-connector
- Y** Y-connector
- R** Reducer
- HG** Conduit connector



CAD download



Fittings with fixed external thread

- HG-S Straight, IP66

Straight external thread.

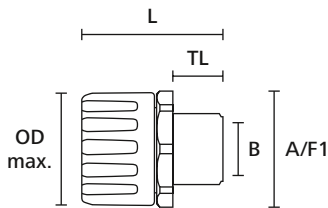
Features and Benefits

- One piece, fast fit
- High pull-off strength
- Highly resistant to solvents and oils
- Free of halogen, sulphur and phosphorus
- Metric threads supplied with locknuts



HeliaGuard HG-S Straight, IP66.

MATERIAL	Polyamide 6.6 (PA66)
Operating Temperature	-50 °C to +135 °C
Flammability	UL94 V2
Specifications	UL-Recognised



HeliaGuard fitting, straight with fixed external thread

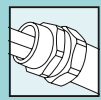
Fittings with UNEF and NPT threads available on request. Please contact us!

TYPE	Nominal Ø	Thread Size	Min. Bore Size (B)	Outside Ø max (OD max.)	Length (L)	A/F Body (A/F1)	Thread Length (TL)	Pack Cont.	Colour	Article-No.
HG10-S-M12	10	M12	7.5	19	33	19	9	10 pcs.	Black (BK)	166-21000
HG10-S-M16	10	M16	9.5	19	35	19	11	10 pcs.	Black (BK)	166-21020
HG10-S-PG7	10	PG7	7.5	19	33	19	9	10 pcs.	Black (BK)	166-21010
HG10-S-PG9	10	PG9	9.5	19	35	19	11	10 pcs.	Black (BK)	166-21031
HG11-S-M12	11	M12	7.5	19	33	19	9	10 pcs.	Black (BK)	166-21021
HG11-S-PG7	11	PG7	7.5	19	33	19	9	10 pcs.	Black (BK)	166-21032
HG13-S-M12	13	M12	7.5	24	35	23	9	10 pcs.	Black (BK)	166-21022
HG13-S-M16	13	M16	11.0	24	37	23	11	10 pcs.	Black (BK)	166-21001
HG13-S-M20	13	M20	12.5	24	40	23	14	10 pcs.	Black (BK)	166-21023
HG13-S-PG7	13	PG7	7.5	24	35	23	9	10 pcs.	Black (BK)	166-21033
HG13-S-PG9	13	PG9	11.0	24	37	23	11	10 pcs.	Black (BK)	166-21011
HG13-S-PG11	13	PG11	12.5	24	36	23	10	10 pcs.	Black (BK)	166-21034
HG16-S-M16	16	M16	11.0	29	41	28	11	10 pcs.	Black (BK)	166-21002
HG16-S-M20	16	M20	14.5	29	34	28	14	10 pcs.	Black (BK)	166-21003
HG16-S-PG9	16	PG9	11.0	29	41	28	11	10 pcs.	Black (BK)	166-21035

All dimensions in mm. Subject to technical changes.
Colour grey available on request. Minimum Order Quantity (MOQ) may differ from package content.

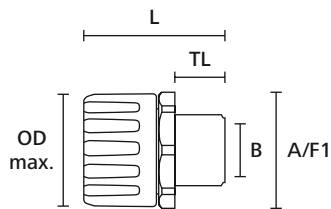


Please note! Not all products listed on this page may have this approval.



Fittings with fixed external thread

- HG-S Straight, IP66



HeliaGuard fitting, straight with fixed external thread

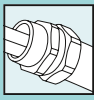
TYPE	Nominal Ø	Thread Size	Min. Bore Size (B)	Outside Ø max (OD max.)	Length (L)	A/F Body (A/F1)	Thread Length (TL)	Pack Cont.	Colour	Article-No.
HG16-S-PG11	16	PG11	14.5	29	40	28	10	10 pcs.	Black (BK)	166-21012
HG16-S-PG13	16	PG13.5	14.5	29	40	28	10	10 pcs.	Black (BK)	166-21013
HG16-S-PG16	16	PG16	14.5	29	41	28	11	10 pcs.	Black (BK)	166-21036
HG20-S-M20	20	M20	14.5	32	44	30	14	10 pcs.	Black (BK)	166-21025
HG21-S-M20	21	M20	14.5	32	44	30	14	10 pcs.	Black (BK)	166-21004
HG21-S-PG13	21	PG13.5	16.5	32	40	30	10	10 pcs.	Black (BK)	166-21039
HG21-S-PG16	21	PG16	18.0	32	41	30	11	10 pcs.	Black (BK)	166-21014
HG21-S-PG21	21	PG21	20.5	32	42	30	12	10 pcs.	Black (BK)	166-21040
HG25-S-M25	25	M25	19.5	39	49	37	15	10 pcs.	Black (BK)	166-21026
HG28-S-M25	28	M25	19.5	44	49	42	15	10 pcs.	Black (BK)	166-21005
HG28-S-M32	28	M32	26.5	44	50	42	16	10 pcs.	Black (BK)	166-21027
HG28-S-PG21	28	PG21	22.5	44	46	42	12	10 pcs.	Black (BK)	166-21015
HG28-S-PG29	28	PG29	27.5	44	46	42	12	10 pcs.	Black (BK)	166-21041
HG34-S-M32	34	M32	26.5	51	53	49	16	10 pcs.	Black (BK)	166-21006
HG34-S-M40	34	M40	32.5	51	53	49	16	10 pcs.	Black (BK)	166-21028
HG34-S-PG29	34	PG29	30.5	51	49	49	12	10 pcs.	Black (BK)	166-21016
HG42-S-M40	42	M40	32.5	63	60	60	16	2 pcs.	Black (BK)	166-21007
HG42-S-M50	42	M50	40.5	63	60	60	16	2 pcs.	Black (BK)	166-21029
HG42-S-PG36	42	PG36	40.0	63	56	60	12	2 pcs.	Black (BK)	166-21017
HG54-S-M50	54	M50	42.0	76	65	73	16	2 pcs.	Black (BK)	166-21008
HG54-S-M63	54	M63	53.0	76	65	73	16	2 pcs.	Black (BK)	166-21030
HG54-S-PG42	54	PG42	47.0	76	61	73	12	2 pcs.	Black (BK)	166-21042
HG54-S-PG48	54	PG48	52.0	76	61	73	12	2 pcs.	Black (BK)	166-21018
HG67-S-M63	67	M63	56.0	90	70	87	16	1 pcs.	Black (BK)	166-21009
HG67-S-PG48	67	PG48	52.0	90	66	87	12	1 pcs.	Black (BK)	166-21019

All dimensions in mm. Subject to technical changes.

Colour grey available on request. Minimum Order Quantity (MOQ) may differ from package content.



Please note! Not all products listed on this page may have this approval.



Fittings with fixed external thread

- **HGL-S Straight, IP68**

Straight external thread with conduit seal and washer.

Fulfils IP66, IP67, IP68 and IP69k.

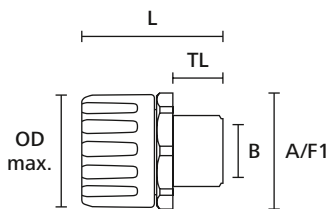
Features and Benefits

- One piece, fast fit
- High pull-off strength
- Highly resistant to solvents and oils
- Free of halogen, sulphur and phosphorus
- Metric threads supplied with locknuts



HelaGuard HGL-S Straight with conduit seal, IP68.

MATERIAL	Polyamide 6.6 (PA66), Thermoplastic Elastomer (TPE)
Operating Temperature	-50 °C to +135 °C
Flammability	UL94 V2
Specifications	UL-Recognised



HelaGuard fitting, straight with fixed external thread

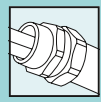
Fittings with UNEF and NPT threads available on request. Please contact us!

TYPE	Nominal Ø	Thread Size	Min. Bore Size (B)	Outside Ø max (OD max.)	Length (L)	A/F Body (A/F1)	Thread Length (TL)	Pack Cont.	Colour	Article-No.
HGL13-S-M16	13	M16	11.0	24	37	22	11	10 pcs.	Black (BK)	166-21600
HGL13-S-PG9	13	PG9	11.5	24	37	23	11	10 pcs.	Black (BK)	166-21608
HGL16-S-M16	16	M16	11.0	29	41	28	11	10 pcs.	Black (BK)	166-21601
HGL16-S-M20	16	M20	14.5	29	44	28	14	10 pcs.	Black (BK)	166-21602
HGL16-S-PG9	16	PG9	11.5	29	41	28	11	10 pcs.	Black (BK)	166-21623
HGL16-S-PG11	16	PG11	14.5	29	40	28	10	10 pcs.	Black (BK)	166-21609
HGL16-S-PG13	16	PG13.5	15.0	29	40	28	10	10 pcs.	Black (BK)	166-21610
HGL16-S-PG16	16	PG16	15.0	29	41	28	11	10 pcs.	Black (BK)	166-21624
HGL21-S-M20	21	M20	14.5	32	44	30	14	10 pcs.	Black (BK)	166-21603
HGL21-S-PG13	21	PG13.5	16.5	32	40	30	10	10 pcs.	Black (BK)	166-21625
HGL21-S-PG16	21	PG16	18.0	32	41	30	11	10 pcs.	Black (BK)	166-21611
HGL21-S-PG21	21	PG21	20.5	32	42	30	12	10 pcs.	Black (BK)	166-21626
HGL28-S-M25	28	M25	19.5	44	50	42	15	10 pcs.	Black (BK)	166-21604
HGL28-S-M32	28	M32	26.5	44	51	42	16	10 pcs.	Black (BK)	166-21619
HGL28-S-PG21	28	PG21	22.5	44	46	42	12	10 pcs.	Black (BK)	166-21612
HGL28-S-PG29	28	PG29	30.0	44	47	42	12	10 pcs.	Black (BK)	166-21627
HGL34-S-M32	34	M32	26.5	51	53	49	16	10 pcs.	Black (BK)	166-21605
HGL34-S-M40	34	M40	32.5	51	55	49	16	10 pcs.	Black (BK)	166-21620
HGL34-S-PG29	34	PG29	30.0	51	49	49	12	10 pcs.	Black (BK)	166-21613

All dimensions in mm. Subject to technical changes. Colour grey available on request. Minimum Order Quantity (MOQ) may differ from package content.



Please note! Not all products listed on this page may have this approval.



Fittings with fixed external thread

- HGL-S Straight, IP68

TYPE	Nominal Ø	Thread Size	Min. Bore Size (B)	Outside Ø max (OD max.)	Length (L)	A/F Body (A/F1)	Thread Length (TL)	Pack Cont.	Colour	Article-No.
HGL42-S-M40	42	M40	32.5	63	61	60	16	2 pcs.	Black (BK)	166-21606
HGL42-S-M50	42	M50	40.5	63	61	73	16	2 pcs.	Black (BK)	166-21621
HGL42-S-PG36	42	PG36	40.0	63	56	60	12	2 pcs.	Black (BK)	166-21614
HGL54-S-M50	54	M50	42.0	76	65	73	16	2 pcs.	Black (BK)	166-21607
HGL54-S-M63	54	M63	53.0	76	65	73	16	2 pcs.	Black (BK)	166-21622
HGL54-S-PG42	54	PG42	47.0	76	61	73	12	2 pcs.	Black (BK)	166-21628
HGL54-S-PG48	54	PG48	52.0	76	61	73	12	2 pcs.	Black (BK)	166-21616

All dimensions in mm. Subject to technical changes. Colour grey available on request. Minimum Order Quantity (MOQ) may differ from package content.

Fittings with fixed external thread

- HG-90 90° Elbow, IP66

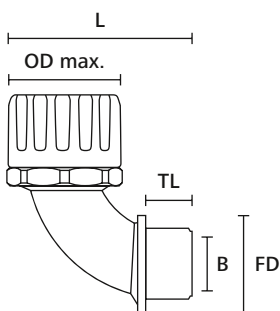
90° elbow external thread.

Features and Benefits

- One piece, fast fit
- High pull-off strength
- Highly resistant to solvents and oils
- Free of halogen, sulphur and phosphorus
- Metric threads supplied with locknuts



HelaGuard HG-90 90° Elbow, IP66.



HelaGuard fitting, 90° with fixed external thread

MATERIAL	Polyamide 6.6 (PA66)
Operating Temperature	-50 °C to +135 °C
Flammability	UL94 V2
Specifications	UL-Recognised

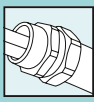


Fittings with UNEF and NPT threads available on request. Please contact us!

TYPE	Nominal Ø	Thread Size	Min. Bore Size (B)	Outside Ø max (OD max.)	Length (L)	Face Diameter (FD)	Thread Length (TL)	Pack Cont.	Colour	Article-No.
HG10-90-M12	10	M12	6.5	19	32	17	8	10 pcs.	Black (BK)	166-22200
HG10-90-PG7	10	PG7	6.5	19	32	16	8	10 pcs.	Black (BK)	166-22210
HG11-90-M12	11	M12	6.5	19	32	17	8	10 pcs.	Black (BK)	166-22220
HG13-90-M16	13	M16	10.5	24	46	22	11	10 pcs.	Black (BK)	166-22201
HG13-90-PG9	13	PG9	10.5	24	46	22	10	10 pcs.	Black (BK)	166-22211

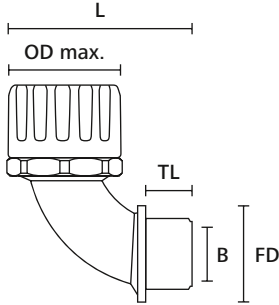
All dimensions in mm. Subject to technical changes.

Colour grey available on request. Minimum Order Quantity (MOQ) may differ from package content.



Fittings with fixed external thread

- HG-90 90° Elbow, IP66



HeliaGuard fitting, 90° with fixed external thread

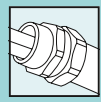
TYPE	Nominal Ø	Thread Size	Min. Bore Size (B)	Outside Ø max (OD max.)	Length (L)	Face Diameter (FD)	Thread Length (TL)	Pack Cont.	Colour	Article-No.
HG16-90-M16	16	M16	10.5	29	49	22	11	10 pcs.	Black (BK)	166-22202
HG16-90-M20	16	M20	14.0	29	51	27	13	10 pcs.	Black (BK)	166-22203
HG16-90-PG9	16	PG9	10.5	29	49	22	10	10 pcs.	Black (BK)	166-22225
HG16-90-PG11	16	PG11	10.5	29	49	24	10	10 pcs.	Black (BK)	166-22212
HG16-90-PG13	16	PG13.5	14.0	29	51	26	11	10 pcs.	Black (BK)	166-22213
HG21-90-M20	21	M20	14.0	32	53	27	13	10 pcs.	Black (BK)	166-22204
HG21-90-PG13	21	PG13.5	14.0	32	53	26	11	10 pcs.	Black (BK)	166-22227
HG21-90-PG16	21	PG16	14.0	32	53	27	11	10 pcs.	Black (BK)	166-22214
HG25-90-M25	25	M25	19.0	39	63	32	15	10 pcs.	Black (BK)	166-22222
HG28-90-M25	28	M25	19.0	44	66	32	15	10 pcs.	Black (BK)	166-22205
HG28-90-PG21	28	PG21	19.0	44	66	35	12	10 pcs.	Black (BK)	166-22215
HG34-90-M32	34	M32	24.5	51	75	40	16	10 pcs.	Black (BK)	166-22206
HG34-90-PG29	34	PG29	24.5	51	75	44	12	10 pcs.	Black (BK)	166-22216
HG42-90-M40	42	M40	32.5	63	98	50	16	2 pcs.	Black (BK)	166-22207
HG42-90-M50	42	M50	39.0	63	99	60	16	2 pcs.	Black (BK)	166-22223
HG42-90-PG36	42	PG36	39.0	63	99	57	12	2 pcs.	Black (BK)	166-22217
HG54-90-M50	54	M50	39.0	76	104	60	16	2 pcs.	Black (BK)	166-22208
HG54-90-M63	54	M63	49.5	76	104	72	16	2 pcs.	Black (BK)	166-22224
HG54-90-PG48	54	PG48	49.5	76	104	70	15	2 pcs.	Black (BK)	166-22218
HG67-90-M63	67	M63	49.5	90	120	72	16	1 pcs.	Black (BK)	166-22209
HG67-90-PG48	67	PG48	49.5	90	120	70	15	1 pcs.	Black (BK)	166-22219

All dimensions in mm. Subject to technical changes.

Colour grey available on request. Minimum Order Quantity (MOQ) may differ from package content.



Please note! Not all products listed on this page may have this approval.



Fittings with fixed external thread

- HGL-90 90° Elbow, IP68

90° elbow, external thread with conduit seal and washer.

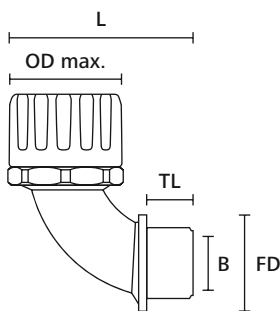
Fulfils IP66, IP67, IP68 and IP69k.

Features and Benefits

- One piece, fast fit
- High pull-off strength
- Highly resistant to solvents and oils
- Free of halogen, sulphur and phosphorus
- Metric threads supplied with locknuts



HelaGuard HGL-90 90° Elbow with conduit seal, IP68.



HelaGuard fitting, 90° with fixed external thread

MATERIAL	Polyamide 6.6 (PA66), Thermoplastic Elastomer (TPE)
Operating Temperature	-50 °C to +135 °C
Flammability	UL94 V2
Specifications	UL-Recognised



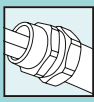
Fittings with UNEF and NPT threads available on request. Please contact us!

TYPE	Nominal Ø	Thread Size	Min. Bore Size (B)	Outside Ø max (OD max.)	Length (L)	Face Diameter (FD)	Thread Length (TL)	Pack Cont.	Colour	Article-No.
HGL13-90-M16	13	M16	10.5	24	46	22	11	10 pcs.	Black (BK)	166-22800
HGL13-90-PG9	13	PG9	10.5	24	46	22	10	10 pcs.	Black (BK)	166-22808
HGL16-90-M16	16	M16	10.5	29	49	22	11	10 pcs.	Black (BK)	166-22801
HGL16-90-M20	16	M20	14.0	29	51	27	13	10 pcs.	Black (BK)	166-22802
HGL16-90-PG9	16	PG9	10.5	29	49	22	10	10 pcs.	Black (BK)	166-22820
HGL16-90-PG11	16	PG11	10.5	29	49	24	10	10 pcs.	Black (BK)	166-22809
HGL16-90-PG13	16	PG13.5	14.0	29	51	26	11	10 pcs.	Black (BK)	166-22810
HGL21-90-M20	21	M20	14.0	32	53	27	13	10 pcs.	Black (BK)	166-22803
HGL21-90-PG13	21	PG13.5	14.0	32	53	26	11	10 pcs.	Black (BK)	166-22821
HGL21-90-PG16	21	PG16	14.0	32	53	26	11	10 pcs.	Black (BK)	166-22811
HGL28-90-M25	28	M25	19.0	44	66	32	15	10 pcs.	Black (BK)	166-22804
HGL28-90-PG21	28	PG21	19.0	44	66	35	12	10 pcs.	Black (BK)	166-22812
HGL34-90-M32	34	M32	24.5	51	75	40	16	10 pcs.	Black (BK)	166-22805
HGL34-90-PG29	34	PG29	24.5	51	75	44	12	10 pcs.	Black (BK)	166-22813
HGL42-90-M40	42	M40	32.0	63	98	50	16	2 pcs.	Black (BK)	166-22806
HGL42-90-M50	42	M50	39.0	63	99	60	16	2 pcs.	Black (BK)	166-22818
HGL42-90-PG36	42	PG36	39.0	63	99	57	12	2 pcs.	Black (BK)	166-22814
HGL54-90-M50	54	M50	39.0	76	104	60	16	2 pcs.	Black (BK)	166-22807
HGL54-90-M63	54	M63	49.5	76	104	72	16	2 pcs.	Black (BK)	166-22819
HGL54-90-PG48	54	PG48	49.5	76	104	70	15	2 pcs.	Black (BK)	166-22815

All dimensions in mm. Subject to technical changes. Colour grey available on request. Minimum Order Quantity (MOQ) may differ from package content.



Please note! Not all products listed on this page may have this approval.



Fittings with fixed external thread

- HG-45 45° Elbow, IP66

45° elbow external thread.

Features and Benefits

- One piece, fast fit
- High pull-off strength
- Highly resistant to solvents and oils
- Free of halogen, sulphur and phosphorus
- Metric threads supplied with locknuts

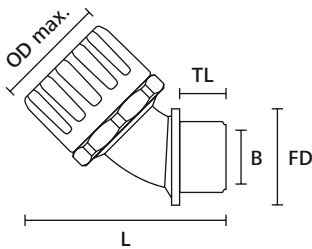


HelaGuard HG-45 45° Elbow, IP66.

MATERIAL	Polyamide 6.6 (PA66)
Operating Temperature	-50 °C to +135 °C
Flammability	UL94 V2
Specifications	UL-Recognised

HF ✓

RoHS ✓



HelaGuard fitting, 45° with fixed external thread

Fittings with UNEF and NPT threads available on request. Please contact us!

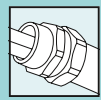
TYPE	Nominal Ø	Thread Size	Min. Bore Size (B)	Outside Ø max (OD max.)	Length (L)	Face Diameter (FD)	Thread Length (TL)	Pack Cont.	Colour	Article-No.
HG16-45-M20	16	M20	14.0	29	58	27	13	10 pcs.	Black (BK)	166-23400
HG16-45-PG13	16	PG13.5	14.0	29	58	26	11	10 pcs.	Black (BK)	166-23406
HG21-45-M20	21	M20	14.0	32	61	27	13	10 pcs.	Black (BK)	166-23401
HG21-45-PG13	21	PG13.5	14.0	32	61	26	11	10 pcs.	Black (BK)	166-23407
HG21-45-PG16	21	PG16	14.0	32	61	27	11	10 pcs.	Black (BK)	166-23408
HG28-45-M25	28	M25	19.0	44	73	32	15	10 pcs.	Black (BK)	166-23402
HG28-45-PG21	28	PG21	19.0	44	73	35	12	10 pcs.	Black (BK)	166-23409
HG34-45-M32	34	M32	24.5	51	81	40	16	10 pcs.	Black (BK)	166-23403
HG34-45-PG29	34	PG29	24.5	51	81	44	12	10 pcs.	Black (BK)	166-23410
HG42-45-M50	42	M50	39.0	63	98	60	16	2 pcs.	Black (BK)	166-23404
HG42-45-PG36	42	PG36	39.0	63	98	57	12	2 pcs.	Black (BK)	166-23411
HG54-45-M50	54	M50	39.0	76	106	60	16	2 pcs.	Black (BK)	166-23405

All dimensions in mm. Subject to technical changes.

Colour grey available on request. Minimum Order Quantity (MOQ) may differ from package content.



Please note! Not all products listed on this page may have this approval.



Fittings with fixed external thread

- **HGL-45 45° Elbow, IP68**

45° elbow external thread with conduit seal and washer.

Fulfils IP66, IP67, IP68 and IP69k.

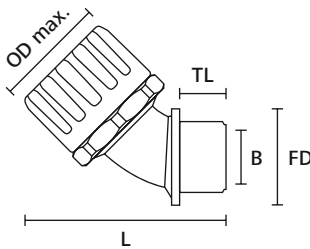
Features and Benefits

- One piece, fast fit
- High pull-off strength
- Highly resistant to solvents and oils
- Free of halogen, sulphur and phosphorus
- Metric threads supplied with locknuts



HelaGuard HGL-45 45° Elbow with conduit seal, IP68.

MATERIAL	Polyamide 6.6 (PA66), Thermoplastic Elastomer (TPE)
Operating Temperature	-50 °C to +135 °C
Flammability	UL94 V2
Specifications	UL-Recognised



HelaGuard fitting, 45° with fixed external thread

Fittings with UNEF and NPT threads available on request. Please contact us!

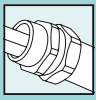
TYPE	Nominal Ø	Thread Size	Min. Bore Size (B)	Outside Ø max (OD max.)	Length (L)	Face Diameter (FD)	Thread Length (TL)	Pack Cont.	Colour	Article-No.
HGL16-45-M20	16	M20	14.0	29	58	27	13	10 pcs.	Black (BK)	166-24000
HGL16-45-PG13	16	PG13.5	14.0	29	58	26	11	10 pcs.	Black (BK)	166-24006
HGL21-45-M20	21	M20	14.0	32	61	27	13	10 pcs.	Black (BK)	166-24001
HGL21-45-PG13	21	PG13.5	14.0	32	61	26	11	10 pcs.	Black (BK)	166-24007
HGL21-45-PG16	21	PG16	14.0	32	61	27	11	10 pcs.	Black (BK)	166-24008
HGL28-45-M25	28	M25	19.0	44	73	32	15	10 pcs.	Black (BK)	166-24002
HGL28-45-PG21	28	PG21	19.0	44	73	35	12	10 pcs.	Black (BK)	166-24009
HGL34-45-M32	34	M32	24.5	51	81	40	16	10 pcs.	Black (BK)	166-24003
HGL34-45-PG29	34	PG29	24.5	51	81	44	12	10 pcs.	Black (BK)	166-24010
HGL42-45-M50	42	M50	39.0	63	98	60	16	2 pcs.	Black (BK)	166-24004
HGL42-45-PG36	42	PG36	39.0	63	98	57	12	2 pcs.	Black (BK)	166-24011
HGL54-45-M50	54	M50	39.0	76	107	60	16	2 pcs.	Black (BK)	166-24005

All dimensions in mm. Subject to technical changes.

Colour grey available on request. Minimum Order Quantity (MOQ) may differ from package content.



Please note! Not all products listed on this page may have this approval.



Fittings with swivel external thread

- HG-SM Straight Swivel External Thread, IP66

Straight swivel brass external thread.

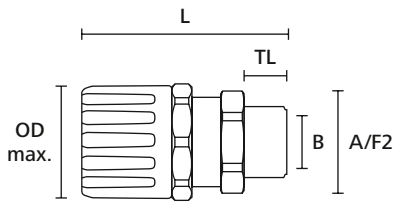
Features and Benefits

- One piece, fast fit
- High pull-off strength
- Highly resistant to solvents and oils
- Free of halogen, sulphur and phosphorus



HeliaGuard HG-SM Straight Swivel External Thread, IP66.

MATERIAL	Polyamide 6.6 (PA66), Nickel Plated Brass (NPB)
Operating Temperature	-50 °C to +135 °C
Flammability	UL94 V2
Specifications	UL-Recognised



HeliaGuard fitting, straight with swivel external thread

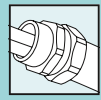
TYPE	Nominal Ø	Thread Size	Min. Bore Size (B)	Outside Ø max (OD max.)	Length (L)	A/F Thread (A/F2)	Thread Length (TL)	Pack Cont.	Colour	Article-No.
HG13-SM-M16	13	M16	11.0	24	51	20	12	10 pcs.	Black (BK)	166-21300
HG13-SM-PG9	13	PG9	11.0	24	49	22	10	10 pcs.	Black (BK)	166-21309
HG16-SM-M16	16	M16	11.0	29	57	20	12	10 pcs.	Black (BK)	166-21301
HG16-SM-M20	16	M20	14.5	29	57	24	12	10 pcs.	Black (BK)	166-21302
HG16-SM-PG9	16	PG9	11.0	29	50	22	10	10 pcs.	Black (BK)	166-21310
HG16-SM-PG11	16	PG11	11.0	29	52	24	12	10 pcs.	Black (BK)	166-21311
HG21-SM-M20	21	M20	14.5	32	57	24	12	10 pcs.	Black (BK)	166-21303
HG21-SM-PG13	21	PG13.5	14.5	32	55	24	10	10 pcs.	Black (BK)	166-21312
HG21-SM-PG16	21	PG16	14.5	32	58	29	13	10 pcs.	Black (BK)	166-21313
HG28-SM-M25	28	M25	19.5	44	62	29	12	10 pcs.	Black (BK)	166-21304
HG28-SM-PG21	28	PG21	19.5	44	64	35	14	10 pcs.	Black (BK)	166-21314
HG34-SM-M32	34	M32	26.5	51	67	38	13	10 pcs.	Black (BK)	166-21305
HG34-SM-PG29	34	PG29	26.5	51	68	42	14	10 pcs.	Black (BK)	166-21315
HG42-SM-M40	42	M40	32.5	63	79	50	15	2 pcs.	Black (BK)	166-21306
HG54-SM-M50	54	M50	42.0	76	85	58	17	2 pcs.	Black (BK)	166-21307

All dimensions in mm. Subject to technical changes.

Colour grey available on request. Minimum Order Quantity (MOQ) may differ from package content.



Please note! Not all products listed on this page may have this approval.



Fittings with swivel external thread

- HGL-SM Straight Swivel External Thread, IP68

Straight swivel brass external thread with conduit seal and washer.

Fulfils IP66, IP67, IP68 and IP69k.

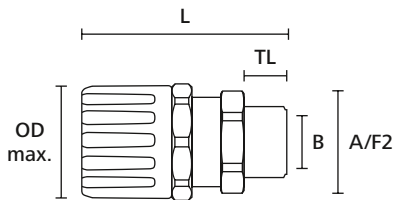
Features and Benefits

- One piece, fast fit
- High pull-off strength
- Highly resistant to solvents and oils
- Free of halogen, sulphur and phosphorus



HelaGuard HGL-SM Straight Swivel External Thread with conduit seal, IP68.

MATERIAL	Polyamide 6.6 (PA66), Nickel Plated Brass (NPB), Thermoplastic Elastomer (TPE)
Operating Temperature	-50 °C to +135 °C
Flammability	UL94 V2
Specifications	UL-Recognised



HelaGuard fitting, straight with swivel external thread

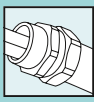
TYPE	Nominal Ø	Thread Size	Min. Bore Size (B)	Outside Ø max (OD max.)	Length (L)	A/F Thread (A/F2)	Thread Length (TL)	Pack Cont.	Colour	Article-No.
HGL13-SM-M16	13	M16	11.0	24	51	20	12	10 pcs.	Black (BK)	166-21900
HGL13-SM-PG9	13	PG9	11.0	24	49	22	10	10 pcs.	Black (BK)	166-21909
HGL16-SM-M16	16	M16	11.0	29	57	20	12	10 pcs.	Black (BK)	166-21901
HGL16-SM-M20	16	M20	14.5	29	57	24	12	10 pcs.	Black (BK)	166-21902
HGL16-SM-PG9	16	PG9	11.0	29	50	22	10	10 pcs.	Black (BK)	166-21910
HGL16-SM-PG11	16	PG11	11.0	29	52	24	12	10 pcs.	Black (BK)	166-21911
HGL21-SM-M20	21	M20	14.5	32	57	24	12	10 pcs.	Black (BK)	166-21903
HGL21-SM-PG13	21	PG13.5	14.5	32	55	24	10	10 pcs.	Black (BK)	166-21912
HGL21-SM-PG16	21	PG16	14.5	32	58	29	13	10 pcs.	Black (BK)	166-21913
HGL28-SM-M25	28	M25	19.5	44	62	29	12	10 pcs.	Black (BK)	166-21904
HGL28-SM-PG21	28	PG21	19.5	44	64	35	14	10 pcs.	Black (BK)	166-21914
HGL34-SM-M32	34	M32	26.5	51	67	38	13	10 pcs.	Black (BK)	166-21905
HGL34-SM-PG29	34	PG29	26.5	51	68	42	14	10 pcs.	Black (BK)	166-21915
HGL42-SM-M40	42	M40	32.5	63	79	50	15	2 pcs.	Black (BK)	166-21906
HGL54-SM-M50	54	M50	42.0	76	85	58	17	2 pcs.	Black (BK)	166-21907

All dimensions in mm. Subject to technical changes.

Colour grey available on request. Minimum Order Quantity (MOQ) may differ from package content.



Please note! Not all products listed on this page may have this approval.



Fittings with swivel external thread

- HG-90M 90° Elbow Swivel External Thread, IP66

90° elbow swivel brass external thread.

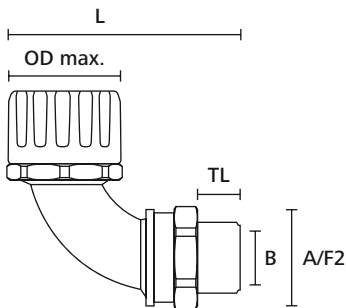
Features and Benefits

- One piece, fast fit
- High pull-off strength
- Highly resistant to solvents and oils
- Free of halogen, sulphur and phosphorus



HeliaGuard HG-90M 90° Elbow Swivel External Thread, IP66.

MATERIAL	Polyamide 6.6 (PA66), Nickel Plated Brass (NPB)
Operating Temperature	-50 °C to +135 °C
Flammability	UL94 V2
Specifications	UL-Recognised



HeliaGuard fitting, 90° with swivel external thread

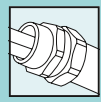
TYPE	Nominal Ø	Thread Size	Min. Bore Size (B)	Outside Ø max (OD max.)	Length (L)	A/F Thread (A/F2)	Thread Length (TL)	Pack Cont.	Colour	Article-No.
HG13-90M-M16	13	M16	10.5	24	60	20	12	10 pcs.	Black (BK)	166-22500
HG13-90M-PG9	13	PG9	10.5	24	58	22	10	10 pcs.	Black (BK)	166-22509
HG16-90M-M16	16	M16	10.5	29	62	20	12	10 pcs.	Black (BK)	166-22501
HG16-90M-M20	16	M20	14.0	29	64	24	12	10 pcs.	Black (BK)	166-22502
HG16-90M-PG9	16	PG9	10.5	29	60	22	10	10 pcs.	Black (BK)	166-22510
HG16-90M-PG11	16	PG11	10.5	29	62	24	12	10 pcs.	Black (BK)	166-22511
HG21-90M-M20	21	M20	14.0	32	66	24	12	10 pcs.	Black (BK)	166-22503
HG21-90M-PG13	21	PG13.5	14.0	32	64	24	10	10 pcs.	Black (BK)	166-22512
HG21-90M-PG16	21	PG16	14.0	32	67	29	13	10 pcs.	Black (BK)	166-22513
HG28-90M-M25	28	M25	19.0	44	79	29	12	10 pcs.	Black (BK)	166-22504
HG28-90M-PG21	28	PG21	19.0	44	81	35	14	10 pcs.	Black (BK)	166-22514
HG34-90M-M32	34	M32	24.5	51	88	38	13	10 pcs.	Black (BK)	166-22505
HG34-90M-PG29	34	PG29	24.5	51	89	42	14	10 pcs.	Black (BK)	166-22515
HG42-90M-M40	42	M40	32.5	63	117	50	15	2 pcs.	Black (BK)	166-22506
HG54-90M-M50	54	M50	39.0	76	124	58	17	2 pcs.	Black (BK)	166-22507

All dimensions in mm. Subject to technical changes.

Colour grey available on request. Minimum Order Quantity (MOQ) may differ from package content.



Please note! Not all products listed on this page may have this approval.



Fittings with swivel external thread

- HGL-90M 90° Elbow Swivel External Thread, IP68

90° elbow swivel brass external thread with conduit seal and washer.

Fulfils IP66, IP67, IP68 and IP69k.

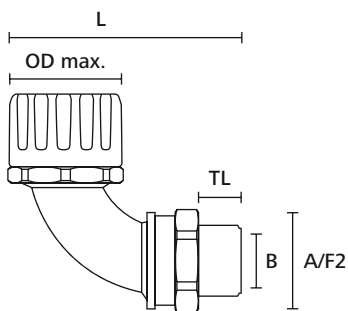
Features and Benefits

- One piece, fast fit
- High pull-off strength
- Highly resistant to solvents and oils
- Free of halogen, sulphur and phosphorus



HelaGuard HGL-90M 90° Elbow Swivel External Thread with conduit seal, IP68.

MATERIAL	Polyamide 6.6 (PA66), Nickel Plated Brass (NPB), Thermoplastic Elastomer (TPE)
Operating Temperature	-50 °C to +135 °C
Flammability	UL94 V2
Specifications	UL-Recognised



HelaGuard fitting, 90° with swivel external thread

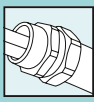
TYPE	Nominal Ø	Thread Size	Min. Bore Size (B)	Outside Ø max (OD max.)	Length (L)	A/F Thread (A/F2)	Thread Length (TL)	Pack Cont.	Colour	Article-No.
HGL13-90M-M16	13	M16	10.5	24	60	20	12	10 pcs.	Black (BK)	166-23100
HGL13-90M-PG9	13	PG9	10.5	24	58	22	10	10 pcs.	Black (BK)	166-23108
HGL16-90M-M16	16	M16	10.5	29	62	20	12	10 pcs.	Black (BK)	166-23101
HGL16-90M-M20	16	M20	14.0	29	64	24	12	10 pcs.	Black (BK)	166-23102
HGL16-90M-PG9	16	PG9	10.5	29	60	22	10	10 pcs.	Black (BK)	166-23109
HGL16-90M-PG11	16	PG11	10.5	29	62	24	12	10 pcs.	Black (BK)	166-23110
HGL21-90M-M20	21	M20	14.0	32	66	24	12	10 pcs.	Black (BK)	166-23103
HGL21-90M-PG13	21	PG13.5	14.0	32	64	24	10	10 pcs.	Black (BK)	166-23111
HGL21-90M-PG16	21	PG16	14.0	32	67	29	13	10 pcs.	Black (BK)	166-23112
HGL28-90M-M25	28	M25	19.0	44	79	29	12	10 pcs.	Black (BK)	166-23104
HGL28-90M-PG21	28	PG21	19.0	44	81	35	14	10 pcs.	Black (BK)	166-23113
HGL34-90M-M32	34	M32	24.5	51	88	38	13	10 pcs.	Black (BK)	166-23105
HGL34-90M-PG29	34	PG29	24.5	51	89	42	14	10 pcs.	Black (BK)	166-23114
HGL42-90M-M40	42	M40	32.5	63	117	50	15	2 pcs.	Black (BK)	166-23106
HGL54-90M-M50	54	M50	39.0	76	124	58	17	2 pcs.	Black (BK)	166-23107

All dimensions in mm. Subject to technical changes.

Colour grey available on request. Minimum Order Quantity (MOQ) may differ from package content.



Please note! Not all products listed on this page may have this approval.



Fittings with swivel external thread

- HG-45M 45° Elbow Swivel External Thread, IP66

45° elbow swivel brass external thread.

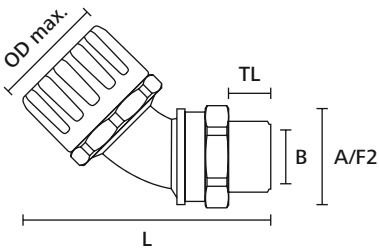
Features and Benefits

- One piece, fast fit
- High pull-off strength
- Highly resistant to solvents and oils
- Free of halogen, sulphur and phosphorus



HeliaGuard HG-45M 45° Elbow Swivel External Thread, IP66.

MATERIAL	Polyamide 6.6 (PA66), Nickel Plated Brass (NPB)
Operating Temperature	-50 °C to +135 °C
Flammability	UL94 V2
Specifications	UL-Recognised



HeliaGuard fitting, 45° with swivel external thread

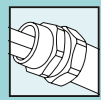
TYPE	Nominal Ø	Thread Size	Min. Bore Size (B)	Outside Ø max (OD max.)	Length (L)	A/F Thread (A/F2)	Thread Length (TL)	Pack Cont.	Colour	Article-No.
HG16-45M-M20	16	M20	14.0	29	69	24	12	10 pcs.	Black (BK)	166-23700
HG16-45M-PG13	16	PG13.5	14.0	29	67	24	10	10 pcs.	Black (BK)	166-23706
HG16-45M-PG16	16	PG16	14.0	29	70	29	13	10 pcs.	Black (BK)	166-23707
HG21-45M-M20	21	M20	14.0	32	76	24	12	10 pcs.	Black (BK)	166-23701
HG21-45M-PG13	21	PG13.5	14.0	32	74	24	10	10 pcs.	Black (BK)	166-23708
HG21-45M-PG16	21	PG16	14.0	32	77	29	13	10 pcs.	Black (BK)	166-23709
HG28-45M-M25	28	M25	19.0	44	90	29	12	10 pcs.	Black (BK)	166-23702
HG28-45M-PG21	28	PG21	19.0	44	92	35	14	10 pcs.	Black (BK)	166-23710
HG34-45M-M32	34	M32	24.5	51	98	38	13	10 pcs.	Black (BK)	166-23703
HG34-45M-PG29	34	PG29	24.5	51	99	42	14	10 pcs.	Black (BK)	166-23711
HG42-45M-M50	42	M50	39.0	63	117	58	17	2 pcs.	Black (BK)	166-23704
HG54-45M-M50	54	M50	39.0	76	137	58	17	2 pcs.	Black (BK)	166-23705

All dimensions in mm. Subject to technical changes.

Colour grey available on request. Minimum Order Quantity (MOQ) may differ from package content.



Please note! Not all products listed on this page may have this approval.



Fittings with swivel external thread

- HGL-45M 45° Elbow Swivel External Thread, IP68

45° elbow swivel brass external thread with conduit seal and washer.

Fulfils IP66, IP67, IP68 and IP69k.

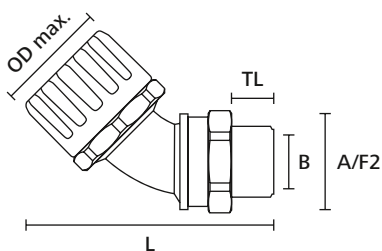
Features and Benefits

- One piece, fast fit
- High pull-off strength
- Highly resistant to solvents and oils
- Free of halogen, sulphur and phosphorus



HelaGuard HGL-45M 45° Elbow Swivel External Thread, IP68.

MATERIAL	Polyamide 6.6 (PA66), Nickel Plated Brass (NPB), Thermoplastic Elastomer (TPE)
Operating Temperature	-50 °C to +135 °C
Flammability	UL94 V2
Specifications	UL-Recognised



HelaGuard fitting, 45° with swivel external thread

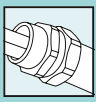
TYPE	Nominal Ø	Thread Size	Min. Bore Size (B)	Outside Ø max (OD max.)	Length (L)	A/F Thread (A/F2)	Thread Length (TL)	Pack Cont.	Colour	Article-No.
HGL16-45M-M20	16	M20	14.0	29	69	24	12	10 pcs.	Black (BK)	166-24300
HGL16-45M-PG13	16	PG13.5	14.0	29	67	24	10	10 pcs.	Black (BK)	166-24306
HGL16-45M-PG16	16	PG16	14.0	29	70	29	13	10 pcs.	Black (BK)	166-24307
HGL21-45M-M20	21	M20	14.0	32	76	24	12	10 pcs.	Black (BK)	166-24301
HGL21-45M-PG13	21	PG13.5	14.0	32	74	24	10	10 pcs.	Black (BK)	166-24308
HGL21-45M-PG16	21	PG16	14.0	32	77	29	13	10 pcs.	Black (BK)	166-24309
HGL28-45M-M25	28	M25	19.0	44	90	29	12	10 pcs.	Black (BK)	166-24302
HGL28-45M-PG21	28	PG21	19.0	44	92	35	14	10 pcs.	Black (BK)	166-24310
HGL34-45M-M32	34	M32	24.5	51	98	38	13	10 pcs.	Black (BK)	166-24303
HGL34-45M-PG29	34	PG29	24.5	51	99	42	14	10 pcs.	Black (BK)	166-24311
HGL42-45M-M50	42	M50	39.0	63	117	58	17	2 pcs.	Black (BK)	166-24304
HGL54-45M-M50	54	M50	39.0	76	137	58	17	2 pcs.	Black (BK)	166-24305

All dimensions in mm. Subject to technical changes.

Colour grey available on request. Minimum Order Quantity (MOQ) may differ from package content.



Please note! Not all products listed on this page may have this approval.



Fittings with swivel internal thread

- HG-SF Straight Swivel Internal Thread, IP66

Straight swivel brass internal thread.

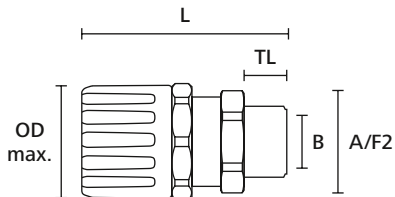
Features and Benefits

- One piece, fast fit
- High pull-off strength
- Highly resistant to solvents and oils
- Free of halogen, sulphur and phosphorus



HeliaGuard HG-SF Straight Swivel Internal Thread, IP66.

MATERIAL	Polyamide 6.6 (PA66), Nickel Plated Brass (NPB)
Operating Temperature	-50 °C to +135 °C
Flammability	UL94 V2
Specifications	UL-Recognised



HeliaGuard fitting, straight with swivel internal thread

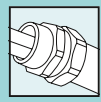
TYPE	Nominal Ø	Thread Size	Min. Bore Size (B)	Outside Ø max (OD max.)	Length (L)	A/F Thread (A/F2)	Thread Length (TL)	Pack Cont.	Colour	Article-No.
HG13-SF-M16	13	M16	11.0	24	66	22	14	10 pcs.	Black (BK)	166-21400
HG13-SF-PG9	13	PG9	11.0	24	66	22	14	10 pcs.	Black (BK)	166-21408
HG16-SF-M16	16	M16	11.0	29	69	22	14	10 pcs.	Black (BK)	166-21401
HG16-SF-M20	16	M20	14.5	29	69	24	14	10 pcs.	Black (BK)	166-21402
HG16-SF-PG11	16	PG11	11.0	29	70	22	14	10 pcs.	Black (BK)	166-21409
HG16-SF-PG16	16	PG16	14.5	29	71	24	14	10 pcs.	Black (BK)	166-21410
HG21-SF-M20	21	M20	14.5	32	71	24	14	10 pcs.	Black (BK)	166-21403
HG21-SF-PG16	21	PG16	14.5	32	71	24	14	10 pcs.	Black (BK)	166-21411
HG28-SF-M25	28	M25	19.5	44	78	30	14	10 pcs.	Black (BK)	166-21404
HG28-SF-PG21	28	PG21	19.5	44	78	29	14	10 pcs.	Black (BK)	166-21412
HG34-SF-M32	34	M32	26.5	51	82	38	14	10 pcs.	Black (BK)	166-21405
HG34-SF-PG29	34	PG29	26.5	51	82	38	14	10 pcs.	Black (BK)	166-21413
HG42-SF-M40	42	M40	32.5	63	106	52	14	2 pcs.	Black (BK)	166-21406
HG54-SF-M50	54	M50	42.0	76	110	52	14	2 pcs.	Black (BK)	166-21407

All dimensions in mm. Subject to technical changes.

Colour grey available on request. Minimum Order Quantity (MOQ) may differ from package content.



Please note! Not all products listed on this page may have this approval.



Fittings with swivel internal thread

- HGL-SF Straight Swivel Internal Thread, IP68

Straight swivel brass internal thread with conduit seal and washer.

Fulfils IP66, IP67, IP68 and IP69k.

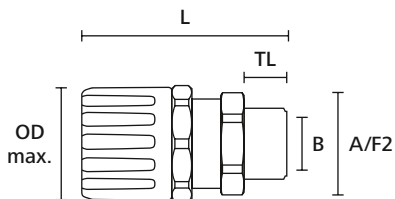
Features and Benefits

- One piece, fast fit
- High pull-off strength
- Highly resistant to solvents and oils
- Free of halogen, sulphur and phosphorus



HelaGuard HGL-SF Straight Swivel Internal Thread, IP68.

MATERIAL	Polyamide 6.6 (PA66), Nickel Plated Brass (NPB), Thermoplastic Elastomer (TPE)
Operating Temperature	-50 °C to +135 °C
Flammability	UL94 V2
Specifications	UL-Recognised



HelaGuard fitting, straight with swivel internal thread

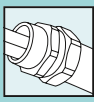
TYPE	Nominal Ø	Thread Size	Min. Bore Size (B)	Outside Ø max (OD max.)	Length (L)	A/F Thread (A/F2)	Thread Length (TL)	Pack Cont.	Colour	Article-No.
HGL13-SF-M16	13	M16	11.0	24	52	22	14	10 pcs.	Black (BK)	166-22000
HGL13-SF-PG9	13	PG9	11.0	24	52	22	14	10 pcs.	Black (BK)	166-22009
HGL16-SF-M16	16	M16	11.0	29	55	22	14	10 pcs.	Black (BK)	166-22001
HGL16-SF-M20	16	M20	14.5	29	55	24	14	10 pcs.	Black (BK)	166-22002
HGL16-SF-PG11	16	PG11	11.0	29	56	22	14	10 pcs.	Black (BK)	166-22011
HGL16-SF-PG16	16	PG16	14.5	29	57	24	14	10 pcs.	Black (BK)	166-22012
HGL21-SF-M20	21	M20	14.5	32	57	24	14	10 pcs.	Black (BK)	166-22003
HGL21-SF-PG16	21	PG16	14.5	32	57	24	14	10 pcs.	Black (BK)	166-22013
HGL28-SF-M25	28	M25	19.5	44	64	30	14	10 pcs.	Black (BK)	166-22004
HGL28-SF-PG21	28	PG21	19.5	44	64	29	14	10 pcs.	Black (BK)	166-22014
HGL34-SF-M32	34	M32	26.5	51	68	38	14	10 pcs.	Black (BK)	166-22005
HGL34-SF-PG29	34	PG29	26.5	51	68	38	14	10 pcs.	Black (BK)	166-22015
HGL42-SF-M40	42	M40	32.5	63	92	52	14	2 pcs.	Black (BK)	166-22006
HGL54-SF-M50	54	M50	42.0	76	96	52	14	2 pcs.	Black (BK)	166-22007

All dimensions in mm. Subject to technical changes.

Colour grey available on request. Minimum Order Quantity (MOQ) may differ from package content.



Please note! Not all products listed on this page may have this approval.



Fittings with swivel internal thread

- HG-90F 90° Elbow Swivel Internal Thread, IP66

90° elbow swivel brass internal thread.

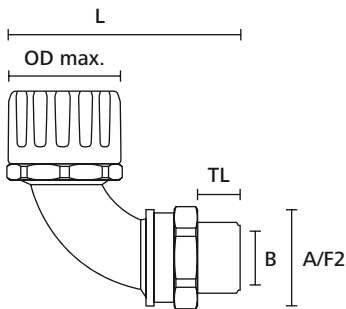
Features and Benefits

- One piece, fast fit
- High pull-off strength
- Highly resistant to solvents and oils
- Free of halogen, sulphur and phosphorus



HeliaGuard HG-90F 90° Elbow Swivel Internal Thread, IP66.

MATERIAL	Polyamide 6.6 (PA66), Nickel Plated Brass (NPB)
Operating Temperature	-50 °C to +135 °C
Flammability	UL94 V2
Specifications	UL-Recognised



HeliaGuard fitting, 90° with swivel internal thread

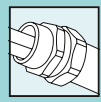
TYPE	Nominal Ø	Thread Size	Min. Bore Size (B)	Outside Ø max (OD max.)	Length (L)	A/F Thread (A/F2)	Thread Length (TL)	Pack Cont.	Colour	Article-No.
HG13-90F-M16	13	M16	10.5	24	61	20	14	10 pcs.	Black (BK)	166-22600
HG13-90F-PG9	13	PG9	10.5	24	61	20	14	10 pcs.	Black (BK)	166-22608
HG16-90F-M16	16	M16	10.5	29	63	20	14	10 pcs.	Black (BK)	166-22601
HG16-90F-M20	16	M20	14.0	29	64	24	14	10 pcs.	Black (BK)	166-22602
HG16-90F-PG11	16	PG11	10.5	29	63	20	14	10 pcs.	Black (BK)	166-22610
HG21-90F-M20	21	M20	14.0	32	68	24	14	10 pcs.	Black (BK)	166-22603
HG21-90F-PG16	21	PG16	14.0	32	68	24	14	10 pcs.	Black (BK)	166-22611
HG28-90F-M25	28	M25	19.0	44	81	29	15	10 pcs.	Black (BK)	166-22604
HG28-90F-PG21	28	PG21	19.0	44	81	29	15	10 pcs.	Black (BK)	166-22612
HG34-90F-M32	34	M32	24.5	51	91	38	16	10 pcs.	Black (BK)	166-22605
HG34-90F-PG29	34	PG29	24.5	51	91	38	16	10 pcs.	Black (BK)	166-22613
HG42-90F-M40	42	M40	32.5	63	115	52	14	2 pcs.	Black (BK)	166-22606
HG54-90F-M50	54	M50	39.0	76	117	52	14	2 pcs.	Black (BK)	166-22607

All dimensions in mm. Subject to technical changes.

Colour grey available on request. Minimum Order Quantity (MOQ) may differ from package content.



Please note! Not all products listed on this page may have this approval.



Fittings with swivel internal thread

- HGL-90F 90° Elbow Swivel Internal Thread, IP68

90° elbow swivel brass internal thread with conduit seal and washer.

Fulfils IP66, IP67, IP68 and IP69k.

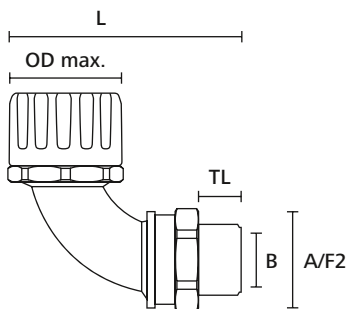
Features and Benefits

- One piece, fast fit
- High pull-off strength
- Highly resistant to solvents and oils
- Free of halogen, sulphur and phosphorus



HelaGuard HGL-90F 90° Elbow Swivel Internal Thread with conduit seal, IP68.

MATERIAL	Polyamide 6.6 (PA66), Nickel Plated Brass (NPB), Thermoplastic Elastomer (TPE)
Operating Temperature	-50 °C to +135 °C
Flammability	UL94 V2
Specifications	UL-Recognised



HelaGuard fitting, 90° with swivel internal thread

TYPE	Nominal Ø	Thread Size	Min. Bore Size (B)	Outside Ø max (OD max.)	Length (L)	A/F Thread (A/F2)	Thread Length (TL)	Pack Cont.	Colour	Article-No.
HGL13-90F-M16	13	M16	10.5	24	61	20	14	10 pcs.	Black (BK)	166-23200
HGL13-90F-PG9	13	PG9	10.5	24	61	20	14	10 pcs.	Black (BK)	166-23208
HGL16-90F-M16	16	M16	10.5	29	63	20	14	10 pcs.	Black (BK)	166-23201
HGL16-90F-M20	16	M20	14.0	29	64	24	14	10 pcs.	Black (BK)	166-23202
HGL16-90F-PG11	16	PG11	10.5	29	63	20	14	10 pcs.	Black (BK)	166-23210
HGL21-90F-M20	21	M20	14.0	32	68	24	14	10 pcs.	Black (BK)	166-23203
HGL21-90F-PG16	21	PG16	14.0	32	68	24	14	10 pcs.	Black (BK)	166-23212
HGL28-90F-M25	28	M25	19.0	44	81	29	15	10 pcs.	Black (BK)	166-23204
HGL28-90F-PG21	28	PG21	19.0	44	81	29	15	10 pcs.	Black (BK)	166-23213
HGL34-90F-M32	34	M32	24.5	51	91	38	16	10 pcs.	Black (BK)	166-23205
HGL34-90F-PG29	34	PG29	24.5	51	91	38	16	10 pcs.	Black (BK)	166-23214
HGL42-90F-M40	42	M40	32.5	63	115	52	14	2 pcs.	Black (BK)	166-23206
HGL54-90F-M50	54	M50	39.0	76	117	52	14	2 pcs.	Black (BK)	166-23207

All dimensions in mm. Subject to technical changes.

Colour grey available on request. Minimum Order Quantity (MOQ) may differ from package content.



Please note! Not all products listed on this page may have this approval.



Fittings with swivel internal thread

- HG-45F 45° Elbow Swivel Internal Thread, IP66

45° elbow swivel brass internal thread.

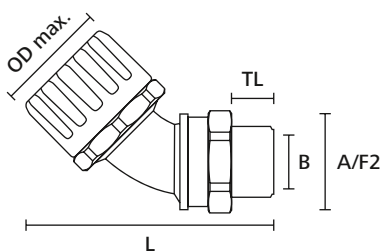
Features and Benefits

- One piece, fast fit
- High pull-off strength
- Highly resistant to solvents and oils
- Free of halogen, sulphur and phosphorus



HelaGuard HG-45F 45° Elbow Swivel Internal Thread, IP66.

MATERIAL	Polyamide 6.6 (PA66), Nickel Plated Brass (NPB)
Operating Temperature	-50 °C to +135 °C
Flammability	UL94 V2
Specifications	UL-Recognised



HelaGuard fitting, 45° with swivel internal thread

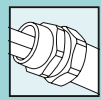
TYPE	Nominal Ø	Thread Size	Min. Bore Size (B)	Outside Ø max (OD max.)	Length (L)	A/F Thread (A/F2)	Thread Length (TL)	Pack Cont.	Colour	Article-No.
HG16-45F-M20	16	M20	14.0	29	68	24	14	10 pcs.	Black (BK)	166-23800
HG16-45F-PG16	16	PG16	14.0	29	68	24	14	10 pcs.	Black (BK)	166-23807
HG21-45F-M20	21	M20	14.0	32	75	24	14	10 pcs.	Black (BK)	166-23801
HG21-45F-PG16	21	PG16	14.0	32	75	24	14	10 pcs.	Black (BK)	166-23808
HG28-45F-M25	28	M25	19.0	44	88	29	15	10 pcs.	Black (BK)	166-23802
HG28-45F-PG21	28	PG21	19.0	44	88	29	15	10 pcs.	Black (BK)	166-23809
HG34-45F-M32	34	M32	24.5	51	99	38	16	10 pcs.	Black (BK)	166-23803
HG34-45F-PG29	34	PG29	24.5	51	99	38	16	10 pcs.	Black (BK)	166-23810
HG42-45F-M50	42	M50	39.0	63	115	52	14	2 pcs.	Black (BK)	166-23804
HG54-45F-M50	54	M50	39.0	76	135	52	14	2 pcs.	Black (BK)	166-23805

All dimensions in mm. Subject to technical changes.

Colour grey available on request. Minimum Order Quantity (MOQ) may differ from package content.



Please note! Not all products listed on this page may have this approval.



Fittings with swivel internal thread

- HGL-45F 45° Elbow Swivel Internal Thread, IP68

45° elbow swivel brass internal thread with conduit seal and washer.

Fulfils IP66, IP67, IP68 and IP69k.

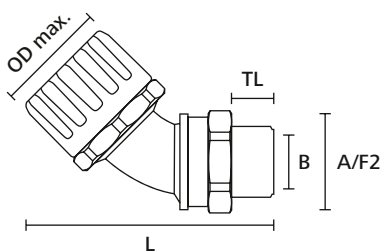
Features and Benefits

- One piece, fast fit
- High pull-off strength
- Highly resistant to solvents and oils
- Free of halogen, sulphur and phosphorus



HelaGuard HGL-45F 45° Elbow Swivel Internal Thread, IP68.

MATERIAL	Polyamide 6.6 (PA66), Nickel Plated Brass (NPB), Thermoplastic Elastomer (TPE)
Operating Temperature	-50 °C to +135 °C
Flammability	UL94 V2
Specifications	UL-Recognised



HelaGuard fitting, 45° with swivel internal thread

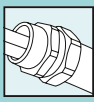
TYPE	Nominal Ø	Thread Size	Min. Bore Size (B)	Outside Ø max (OD max.)	Length (L)	A/F Thread (A/F2)	Thread Length (TL)	Pack Cont.	Colour	Article-No.
HGL16-45F-M20	16	M20	14.0	29	68	24	14	10 pcs.	Black (BK)	166-24400
HGL16-45F-PG16	16	PG16	14.0	29	68	24	14	10 pcs.	Black (BK)	166-24407
HGL21-45F-M20	21	M20	14.0	32	75	24	14	10 pcs.	Black (BK)	166-24401
HGL21-45F-PG16	21	PG16	14.0	32	75	24	14	10 pcs.	Black (BK)	166-24408
HGL28-45F-M25	28	M25	19.0	44	88	29	15	10 pcs.	Black (BK)	166-24402
HGL28-45F-PG21	28	PG21	19.0	44	88	29	15	10 pcs.	Black (BK)	166-24409
HGL34-45F-M32	34	M32	24.5	51	99	38	16	10 pcs.	Black (BK)	166-24403
HGL34-45F-PG29	34	PG29	24.5	51	99	38	16	10 pcs.	Black (BK)	166-24410
HGL42-45F-M50	42	M50	39.0	63	115	52	14	2 pcs.	Black (BK)	166-24404
HGL54-45F-M50	54	M50	39.0	76	135	52	14	2 pcs.	Black (BK)	166-24405

All dimensions in mm. Subject to technical changes.

Colour grey available on request. Minimum Order Quantity (MOQ) may differ from package content.



Please note! Not all products listed on this page may have this approval.



Fittings with swivel flange

- **HG-SFL Straight Swivel Flange, IP66**

Straight swivel flange.

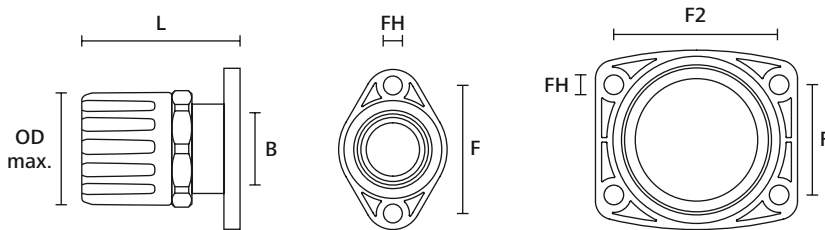
Features and Benefits

- One piece, fast fit
- High pull-off strength
- Highly resistant to solvents and oils
- Free of halogen, sulphur and phosphorus



HeliaGuard HG-SFL Straight Swivel Flange, IP66.

MATERIAL	Polyamide 6.6 (PA66)
Operating Temperature	-50 °C to +135 °C
Flammability	UL94 V2
Specifications	UL-Recognised



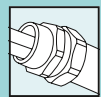
HeliaGuard fitting, straight swivel flange

TYPE	Nominal Ø	Min. Bore Size (B)	Outside Ø max (OD max.)	Length (L)	Hole Ø (FH)	Fixing Hole Centres (F)	Fixing Hole Centres (F2)	Pack Cont.	Colour	Article-No.
HG16-SFL	16	14.5	29	41	5.2	36	-	10 pcs.	Black (BK)	166-21200
HG21-SFL	21	14.5	34	44	5.2	36	-	10 pcs.	Black (BK)	166-21201
HG28-SFL	28	19.5	44	49	6.2	53	-	10 pcs.	Black (BK)	166-21202
HG34-SFL	34	26.5	51	55	6.2	36	54	10 pcs.	Black (BK)	166-21203
HG42-SFL	42	42.0	63	63	6.2	36	54	2 pcs.	Black (BK)	166-21204

All dimensions in mm. Subject to technical changes.
Colour grey available on request. Minimum Order Quantity (MOQ) may differ from package content.



Please note! Not all products listed on this page may have this approval.



Fittings with swivel flange

- **HGL-SFL Straight Swivel Flange, IP68**

Straight swivel flange with conduit seal and washer.

Fulfils IP66, IP67, IP68 and IP69k.

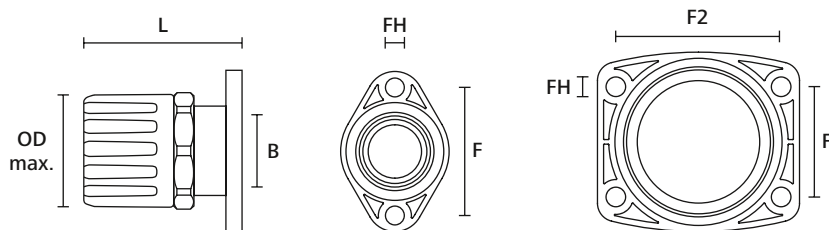
Features and Benefits

- One piece, fast fit
- High pull-off strength
- Highly resistant to solvents and oils
- Free of halogen, sulphur and phosphorus



HelaGuard HGL-SFL Straight Swivel Flange with conduit seal, IP68.

MATERIAL	Polyamide 6.6 (PA66), Thermoplastic Elastomer (TPE)
Operating Temperature	-50 °C to +135 °C
Flammability	UL94 V2
Specifications	UL-Recognised



HelaGuard fitting, straight swivel flange

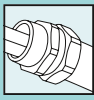
TYPE	Nominal Ø	Min. Bore Size (B)	Outside Ø max (OD max.)	Length (L)	Hole Ø (FH)	Fixing Hole Centres (F)	Fixing Hole Centres (F2)	Pack Cont.	Colour	Article-No.
HGL16-SFL	16	14.5	29	41	5.2	36	-	10 pcs.	Black (BK)	166-21800
HGL21-SFL	21	14.5	34	44	5.2	36	-	10 pcs.	Black (BK)	166-21801
HGL28-SFL	28	19.5	44	49	6.2	53	-	10 pcs.	Black (BK)	166-21802
HGL34-SFL	34	26.5	51	55	6.2	36	54	10 pcs.	Black (BK)	166-21803
HGL42-SFL	42	42.0	63	63	6.2	36	54	2 pcs.	Black (BK)	166-21804

All dimensions in mm. Subject to technical changes.

Colour grey available on request. Minimum Order Quantity (MOQ) may differ from package content.



Please note! Not all products listed on this page may have this approval.



Fittings with swivel flange

- HG-90FL 90° Elbow Swivel Flange, IP66

90° elbow swivel flange.

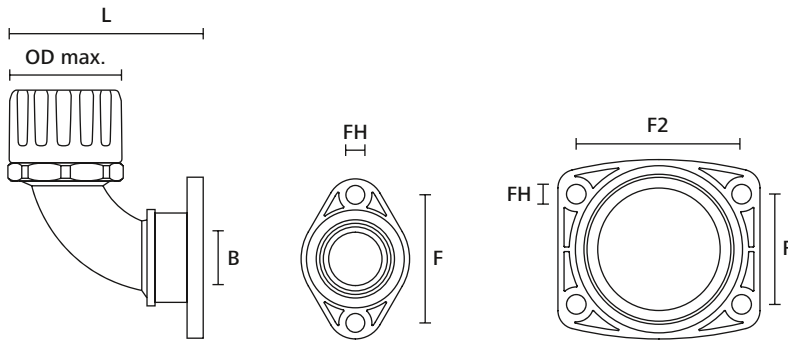
Features and Benefits

- One piece, fast fit
- High pull-off strength
- Highly resistant to solvents and oils
- Free of halogen, sulphur and phosphorus



HelGuard HG-90FL 90° Elbow Swivel Flange, IP66.

MATERIAL	Polyamide 6.6 (PA66)
Operating Temperature	-50 °C to +135 °C
Flammability	UL94 V2
Specifications	UL-Recognised



HelGuard fitting, 90° swivel flange

TYPE	Nominal Ø	Min. Bore Size (B)	Outside Ø max (OD max.)	Length (L)	Hole Ø (FH)	Fixing Hole Centres (F)	Fixing Hole Centres (F2)	Pack Cont.	Colour	Article-No.
HG16-90FL	16	14.0	29	51	5.2	36	-	10 pcs.	Black (BK)	166-22400
HG21-90FL	21	14.0	34	53	5.2	36	-	10 pcs.	Black (BK)	166-22401
HG28-90FL	28	19.0	44	66	6.2	53	-	10 pcs.	Black (BK)	166-22402
HG34-90FL	34	24.5	51	79	6.2	36	54	10 pcs.	Black (BK)	166-22403
HG42-90FL	42	39.0	63	100	6.2	36	54	2 pcs.	Black (BK)	166-22404

All dimensions in mm. Subject to technical changes.

Colour grey available on request. Minimum Order Quantity (MOQ) may differ from package content.



Please note! Not all products listed on this page may have this approval.



Fittings with swivel flange

- HGL-90FL 90° Elbow Swivel Flange, IP68

90° elbow swivel flange with conduit seal and washer.

Fulfils IP66, IP67, IP68 and IP69k.

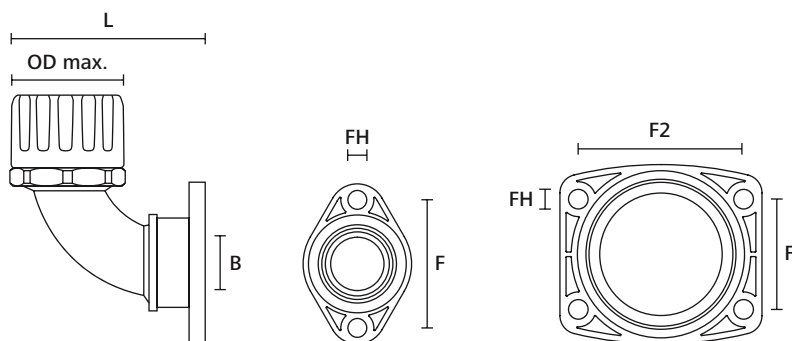
Features and Benefits

- One piece, fast fit
- High pull-off strength
- Highly resistant to solvents and oils
- Free of halogen, sulphur and phosphorus



HelaGuard HGL-90FL 90° Elbow Swivel Flange, IP68.

MATERIAL	Polyamide 6.6 (PA66), Thermoplastic Elastomer (TPE)
Operating Temperature	-50 °C to +135 °C
Flammability	UL94 V2
Specifications	UL-Recognised



HelaGuard fitting, 90° swivel flange

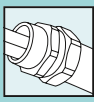
TYPE	Nominal Ø	Min. Bore Size (B)	Outside Ø max (OD max.)	Length (L)	Hole Ø (FH)	Fixing Hole Centres (F)	Fixing Hole Centres (F2)	Pack Cont.	Colour	Article-No.
HGL16-90FL	16	14.0	29	51	5.2	36	-	10 pcs.	Black (BK)	166-23000
HGL21-90FL	21	14.0	34	53	5.2	36	-	10 pcs.	Black (BK)	166-23001
HGL28-90FL	28	19.0	44	66	6.2	53	-	10 pcs.	Black (BK)	166-23002
HGL34-90FL	34	24.5	51	79	6.2	36	54	10 pcs.	Black (BK)	166-23003
HGL42-90FL	42	39.0	63	100	6.2	36	54	2 pcs.	Black (BK)	166-23004

All dimensions in mm. Subject to technical changes.

Colour grey available on request. Minimum Order Quantity (MOQ) may differ from package content.



Please note! Not all products listed on this page may have this approval.



Fittings with swivel flange

- HG-45FL 45° Elbow Swivel Flange, IP66

45° elbow swivel flange.

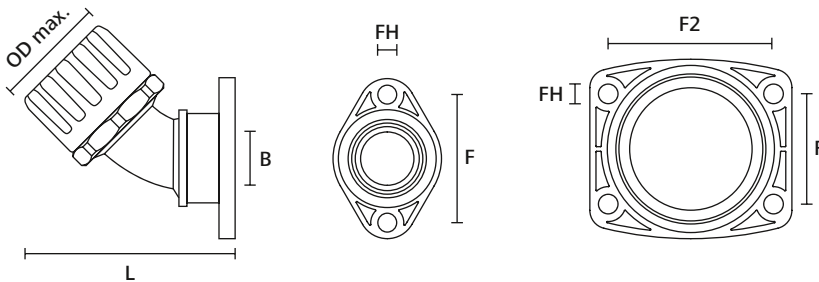
Features and Benefits

- One piece, fast fit
- High pull-off strength
- Highly resistant to solvents and oils
- Free of halogen, sulphur and phosphorus



HeliaGuard HG-45FL 45° Elbow Swivel Flange, IP66.

MATERIAL	Polyamide 6.6 (PA66)
Operating Temperature	-50 °C to +135 °C
Flammability	UL94 V2
Specifications	UL-Recognised



HeliaGuard fitting, 45° swivel flange

TYPE	Nominal Ø	Min. Bore Size (B)	Outside Ø max (OD max.)	Length (L)	Hole Ø (FH)	Fixing Hole Centres (F)	Fixing Hole Centres (F2)	Pack Cont.	Colour	Article-No.
HG16-45FL	16	14.0	29	56	5.2	36	-	10 pcs.	Black (BK)	166-23600
HG21-45FL	21	14.0	34	63	5.2	36	-	10 pcs.	Black (BK)	166-23601
HG28-45FL	28	19.0	44	77	6.2	53	-	10 pcs.	Black (BK)	166-23602
HG34-45FL	34	24.5	51	84	6.2	36	54	10 pcs.	Black (BK)	166-23603
HG42-45FL	42	39.0	63	98	6.2	36	54	2 pcs.	Black (BK)	166-23604

All dimensions in mm. Subject to technical changes.

Colour grey available on request. Minimum Order Quantity (MOQ) may differ from package content.



Please note! Not all products listed on this page may have this approval.



Fittings with swivel flange

- HGL-45FL 45° Elbow Swivel Flange, IP68

45° elbow swivel flange with conduit seal and washer.

Fulfils IP66, IP67, IP68 and IP69k.

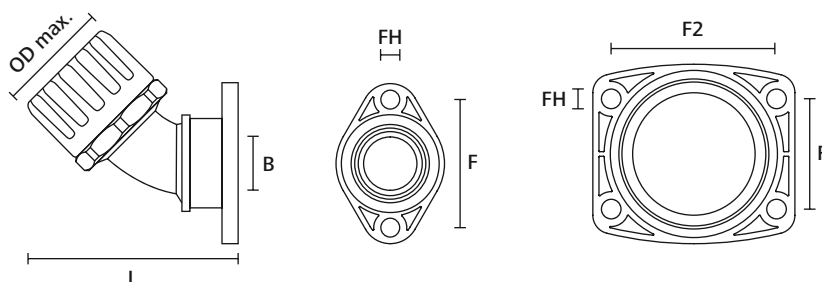
Features and Benefits

- One piece, fast fit
- High pull-off strength
- Highly resistant to solvents and oils
- Free of halogen, sulphur and phosphorus



HelaGuard HGL-45FL 45° Elbow Swivel Flange, IP68.

MATERIAL	Polyamide 6.6 (PA66), Thermoplastic Elastomer (TPE)
Operating Temperature	-50 °C to +135 °C
Flammability	UL94 V2
Specifications	UL-Recognised



HelaGuard fitting, 45° swivel flange

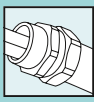
TYPE	Nominal Ø	Min. Bore Size (B)	Outside Ø max (OD max.)	Length (L)	Hole Ø (FH)	Fixing Hole Centres (F)	Fixing Hole Centres (F2)	Pack Cont.	Colour	Article-No.
HGL16-45FL	16	14.0	29	56	5.2	36	-	10 pcs.	Black (BK)	166-24200
HGL21-45FL	21	14.0	34	63	5.2	36	-	10 pcs.	Black (BK)	166-24201
HGL28-45FL	28	19.0	44	77	6.2	53	-	10 pcs.	Black (BK)	166-24202
HGL34-45FL	34	24.5	51	84	6.2	36	54	10 pcs.	Black (BK)	166-24203
HGL42-45FL	42	39.0	63	98	6.2	36	54	2 pcs.	Black (BK)	166-24204

All dimensions in mm. Subject to technical changes.

Colour grey available on request. Minimum Order Quantity (MOQ) may differ from package content.



Please note! Not all products listed on this page may have this approval.



Fittings with strain relief and cable seal

- HG-SCG Straight Cable Gland Fitting, IP66

Straight fitting with cable seal and strain relief.

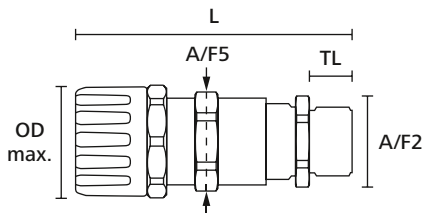
Features and Benefits

- Provides strain relief
- Seals cable at IP68 and IP69k
- High pull-off strength
- Highly resistant to solvents and oils
- Free of halogen, sulphur and phosphorus



HeliaGuard HG-SCG Straight Cable Gland Fitting, External Thread, IP66.

MATERIAL	Polyamide 6.6 (PA66), Nickel Plated Brass (NPB)
Operating Temperature	-50 °C to +135 °C
Flammability	UL94 V2
Specifications	UL-Recognised



HeliaGuard fitting, straight cable gland

TYPE	Nominal Ø	Thread Size	Suitable for Cable Ø from/to	Outside Ø max (OD max.)	Length (L)	A/F Thread (A/F2)	A/F Gland Body (A/F5)	Thread Length (TL)	Pack Cont.	Colour	Article-No.
HG13-SCG-M16	13	M16	4.5 - 10	24	72	20	20	12	10 pcs.	Black (BK)	166-21500
HG16-SCG-M16	16	M16	4.5 - 10	29	76	20	20	12	10 pcs.	Black (BK)	166-21501
HG16-SCG-M20	16	M20	7 - 13	29	82	24	24	12	10 pcs.	Black (BK)	166-21502
HG21-SCG-M20	21	M20	7 - 13	32	82	24	24	12	10 pcs.	Black (BK)	166-21503
HG28-SCG-M25	28	M25	9 - 17	44	90	29	29	12	10 pcs.	Black (BK)	166-21504
HG34-SCG-M32	34	M32	11 - 21	51	102	36	38	15	10 pcs.	Black (BK)	166-21505
HG42-SCG-M40	42	M40	19 - 28	63	117	45	50	15	2 pcs.	Black (BK)	166-21506
HG54-SCG-M50	54	M50	27 - 35	76	125	54	56	15	2 pcs.	Black (BK)	166-21507

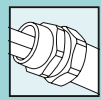
All dimensions in mm. Subject to technical changes.

Colour grey available on request. Minimum Order Quantity (MOQ) may differ from package content.

To ensure the protective seal, it is recommended to use a thread sealant on the thread between the cable gland insert and the conduit fitting.



Please note! Not all products listed on this page may have this approval.



Fittings with strain relief and cable seal

- HGL-SCG Straight Cable Gland Fitting, IP68

Straight fitting with cable seal and strain relief.

Fulfils IP66, IP67, IP68 and IP69k.

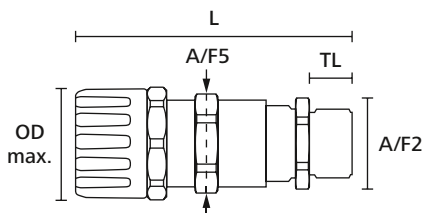
Features and Benefits

- Provides strain relief
- Seals cable at IP68 and IP69k
- High pull-off strength
- Highly resistant to solvents and oils
- Free of halogen, sulphur and phosphorus



HelaGuard HGL-SCG Straight Cable Gland Fitting, External Thread, IP68.

MATERIAL	Polyamide 6.6 (PA66), Nickel Plated Brass (NPB), Thermoplastic Elastomer (TPE)
Operating Temperature	-50 °C to +135 °C
Flammability	UL94 V2
Specifications	UL-Recognised



HelaGuard fitting, straight cable gland

TYPE	Nominal Ø	Thread Size	Suitable for Cable Ø from/to	Outside Ø max (OD max.)	Length (L)	A/F Thread (A/F2)	A/F Gland Body (A/F5)	Thread Length (TL)	Pack Cont.	Colour	Article-No.
HGL13-SCG-M16	13	M16	4.5 - 10	24	72	20	20	12	10 pcs.	Black (BK)	166-22100
HGL16-SCG-M16	16	M16	4.5 - 10	29	76	20	20	12	10 pcs.	Black (BK)	166-22101
HGL16-SCG-M20	16	M20	7 - 13	29	82	24	24	12	10 pcs.	Black (BK)	166-22102
HGL21-SCG-M20	21	M20	7 - 13	32	82	24	24	12	10 pcs.	Black (BK)	166-22103
HGL28-SCG-M25	28	M25	9 - 17	44	90	29	29	12	10 pcs.	Black (BK)	166-22104
HGL34-SCG-M32	34	M32	11 - 21	51	102	36	38	15	10 pcs.	Black (BK)	166-22105
HGL42-SCG-M40	42	M40	19 - 28	63	117	45	50	15	2 pcs.	Black (BK)	166-22106
HGL54-SCG-M50	54	M50	27 - 35	76	125	54	56	15	2 pcs.	Black (BK)	166-22107

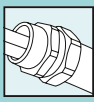
All dimensions in mm. Subject to technical changes.

Colour grey available on request. Minimum Order Quantity (MOQ) may differ from package content.

To ensure the protective seal, it is recommended to use a thread sealant on the thread between the cable gland insert and the conduit fitting.



Please note! Not all products listed on this page may have this approval.



Fittings with strain relief and cable seal

- HG-90CG 90° Elbow fitting, IP66

90° elbow fitting with cable seal and strain relief.

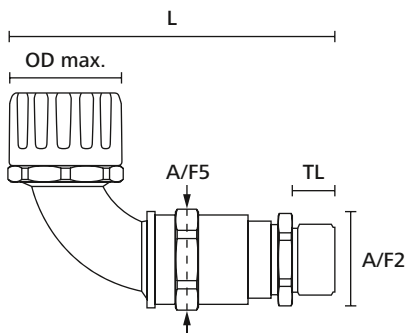
Features and Benefits

- Provides strain relief
- Seals cable at IP68 and IP69k
- High pull-off strength
- Highly resistant to solvents and oils
- Free of halogen, sulphur and phosphorus



HelGuard HG-90CG 90° Cable Gland Fitting, External Thread, IP66.

MATERIAL	Polyamide 6.6 (PA66), Nickel Plated Brass (NPB)
Operating Temperature	-50 °C to +135 °C
Flammability	UL94 V2
Specifications	UL-Recognised



HelGuard fitting, 90° cable gland

TYPE	Nominal Ø	Thread Size	Suitable for Cable Ø from/to	Outside Ø max (OD max.)	Length (L)	A/F Thread (A/F2)	A/F Gland Body (A/F5)	Thread Length (TL)	Pack Cont.	Colour	Article-No.
HG13-90CG-M16	13	M16	4.5 - 10	24	81	20	20	12	10 pcs.	Black (BK)	166-23301
HG16-90CG-M16	16	M16	4.5 - 10	29	86	20	20	12	10 pcs.	Black (BK)	166-23302
HG16-90CG-M20	16	M20	7 - 13	29	91	24	24	12	10 pcs.	Black (BK)	166-23303
HG21-90CG-M20	21	M20	7 - 13	32	93	24	24	12	10 pcs.	Black (BK)	166-23304
HG28-90CG-M25	28	M25	9 - 17	44	107	29	29	12	10 pcs.	Black (BK)	166-23305
HG34-90CG-M32	34	M32	11 - 21	51	125	36	38	15	10 pcs.	Black (BK)	166-23306
HG42-90CG-M40	42	M40	19 - 28	63	140	45	50	15	2 pcs.	Black (BK)	166-23307
HG54-90CG-M50	54	M50	27 - 35	76	146	54	56	15	2 pcs.	Black (BK)	166-23308

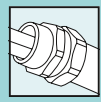
All dimensions in mm. Subject to technical changes.

Colour grey available on request. Minimum Order Quantity (MOQ) may differ from package content.

To ensure the protective seal, it is recommended to use a thread sealant on the thread between the cable gland insert and the conduit fitting.



Please note! Not all products listed on this page may have this approval.



Fittings with strain relief and cable seal

- HGL-90CG 90° Elbow fitting, IP68

90° elbow fitting with cable seal and strain relief.

Fulfils IP66, IP67, IP68 and IP69k.

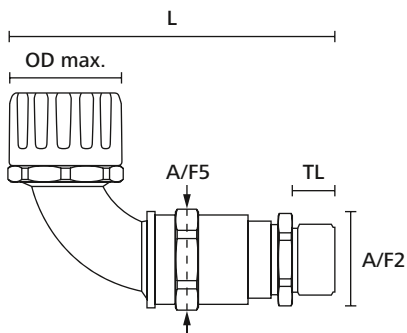
Features and Benefits

- Provides strain relief
- Seals cable at IP68 and IP69k
- High pull-off strength
- Highly resistant to solvents and oils
- Free of halogen, sulphur and phosphorus



HelaGuard HGL-90CG 90° Cable Gland Fitting, External Thread, IP68.

MATERIAL	Polyamide 6.6 (PA66), Nickel Plated Brass (NPB), Thermoplastic Elastomer (TPE)
Operating Temperature	-50 °C to +135 °C
Flammability	UL94 V2
Specifications	UL-Recognised



HelaGuard fitting, 90° cable gland

TYPE	Nominal Ø	Thread Size	Suitable for Cable Ø from/to	Outside Ø max (OD max.)	Length (L)	A/F Thread (A/F2)	A/F Gland Body (A/F5)	Thread Length (TL)	Pack Cont.	Colour	Article-No.
HGL13-90CG-M16	13	M16	4.5 - 10	24	81	20	20	12	10 pcs.	Black (BK)	166-22701
HGL16-90CG-M16	16	M16	4.5 - 10	29	86	20	20	12	10 pcs.	Black (BK)	166-22702
HGL16-90CG-M20	16	M20	7 - 13	29	91	24	24	12	10 pcs.	Black (BK)	166-22703
HGL21-90CG-M20	21	M20	7 - 13	32	93	24	24	12	10 pcs.	Black (BK)	166-22704
HGL28-90CG-M25	28	M25	9 - 17	44	107	29	29	12	10 pcs.	Black (BK)	166-22705
HGL34-90CG-M32	34	M32	11 - 21	51	125	36	38	15	10 pcs.	Black (BK)	166-22706
HGL42-90CG-M40	42	M40	19 - 28	63	140	45	50	15	2 pcs.	Black (BK)	166-22707
HGL54-90CG-M50	54	M50	27 - 35	76	146	54	56	15	2 pcs.	Black (BK)	166-22708

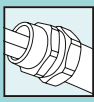
All dimensions in mm. Subject to technical changes.

Colour grey available on request. Minimum Order Quantity (MOQ) may differ from package content.

To ensure the protective seal, it is recommended to use a thread sealant on the thread between the cable gland insert and the conduit fitting.



Please note! Not all products listed on this page may have this approval.



Fittings with strain relief and cable seal

- HG-45CG 45° Elbow fitting, IP66

45° elbow fitting with cable seal and strain relief.

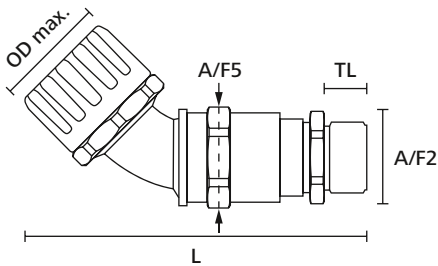
Features and Benefits

- Provides strain relief
- Seals cable at IP68 and IP69k
- High pull-off strength
- Highly resistant to solvents and oils
- Free of halogen, sulphur and phosphorus



HelaGuard HG-45CG 45° Cable Gland Fitting, External Thread, IP66.

MATERIAL	Polyamide 6.6 (PA66), Nickel Plated Brass (NPB)
Operating Temperature	-50 °C to +135 °C
Flammability	UL94 V2
Specifications	UL-Recognised



HelaGuard fitting, 45° cable gland

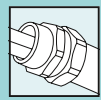
TYPE	Nominal Ø	Thread Size	Suitable for Cable Ø from/to	Outside Ø max (OD max.)	Length (L)	A/F Thread (A/F2)	A/F Gland Body (A/F5)	Thread Length (TL)	Pack Cont.	Colour	Article-No.
HG16-45CG-M20	16	M20	7 - 13	29	95	24	24	12	10 pcs.	Black (BK)	166-23903
HG21-45CG-M20	21	M20	7 - 13	32	100	24	24	12	10 pcs.	Black (BK)	166-23904
HG28-45CG-M25	28	M25	9 - 17	44	114	29	29	12	10 pcs.	Black (BK)	166-23905
HG34-45CG-M32	34	M32	11 - 21	51	133	36	38	15	10 pcs.	Black (BK)	166-23906
HG42-45CG-M40	42	M40	19 - 28	63	140	45	50	15	2 pcs.	Black (BK)	166-23907
HG54-45CG-M50	54	M50	27 - 35	76	164	54	56	15	2 pcs.	Black (BK)	166-23908

All dimensions in mm. Subject to technical changes.

Colour grey available on request. Minimum Order Quantity (MOQ) may differ from package content.



Please note! Not all products listed on this page may have this approval.



Fittings with strain relief and cable seal

- HGL-45CG 45° Elbow fitting, IP68

45° elbow fitting with cable seal and strain relief.

Fulfils IP66, IP67, IP68 and IP69k.

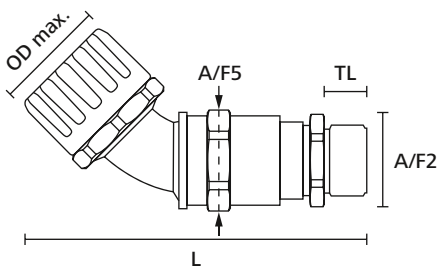
Features and Benefits

- Provides strain relief
- Seals cable at IP68 and IP69k
- High pull-off strength
- Highly resistant to solvents and oils
- Free of halogen, sulphur and phosphorus



HelaGuard HGL-45CG 45° Cable Gland Fitting, External Thread, IP68.

MATERIAL	Polyamide 6.6 (PA66), Nickel Plated Brass (NPB), Thermoplastic Elastomer (TPE)
Operating Temperature	-50 °C to +135 °C
Flammability	UL94 V2
Specifications	UL-Recognised



HelaGuard fitting, 45° cable gland

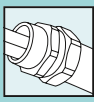
TYPE	Nominal Ø	Thread Size	Suitable for Cable Ø from/to	Outside Ø max (OD max.)	Length (L)	A/F Thread (A/F2)	A/F Gland Body (A/F5)	Thread Length (TL)	Pack Cont.	Colour	Article-No.
HGL16-45CG-M20	16	M20	7 - 13	29	95	24	24	12	10 pcs.	Black (BK)	166-24503
HGL21-45CG-M20	21	M20	7 - 13	32	100	24	24	12	10 pcs.	Black (BK)	166-24504
HGL28-45CG-M25	28	M25	9 - 17	44	114	29	29	12	10 pcs.	Black (BK)	166-24505
HGL34-45CG-M32	34	M32	11 - 21	51	133	36	38	15	10 pcs.	Black (BK)	166-24506
HGL42-45CG-M40	42	M40	19 - 28	63	140	45	50	15	2 pcs.	Black (BK)	166-24507
HGL54-45CG-M50	54	M50	27 - 35	76	164	54	56	15	2 pcs.	Black (BK)	166-24508

All dimensions in mm. Subject to technical changes.

Colour grey available on request. Minimum Order Quantity (MOQ) may differ from package content.



Please note! Not all products listed on this page may have this approval.



Connectors, reducers and couplers

- **HG-T T-Connector, IP66**

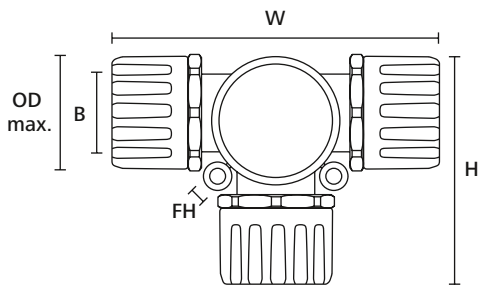
Features and Benefits

- Fast fit T-shaped connector
- Includes removable inspection lid
- High pull-off strength
- Highly resistant to solvents and oils
- Free of halogen, sulphur and phosphorus



HelGuard HG-T, T-Connector, IP66.

MATERIAL	Polyamide 6.6 (PA66)
Operating Temperature	-50 °C to +135 °C
Flammability	UL94 V2
Specifications	UL-Recognised



HelGuard fitting, T-connector

TYPE	From nominal diameter	To nominal diameter	Min. Bore Size (B)	Outside Ø max (OD max.)	Width (W)	Height (H)	Hole Ø (FH)	Pack Cont.	Colour	Article-No.
HG16-T	16	16	14.0	33	96	62	6.2	5 pcs.	Black (BK)	166-24800
HG20-T	20	20	19.0	34	99	63	6.2	3 pcs.	Black (BK)	166-24801
HG21-T	21	21	19.0	34	99	63	6.2	3 pcs.	Black (BK)	166-24802
HG28-T	28	28	25.0	45	125	87	6.0	3 pcs.	Black (BK)	166-24803
HG34-T	34	34	33.0	48	130	91	7.2	2 pcs.	Black (BK)	166-24804
HG42-T	42	42	41.0	55	150	110	7.2	1 pcs.	Black (BK)	166-24805

All dimensions in mm. Subject to technical changes.

Colour grey available on request. Minimum Order Quantity (MOQ) may differ from package content.



Please note! Not all products listed on this page may have this approval.



Connectors, reducers and couplers

- HGL-T T-Connector, IP68**

T-connector with conduit seals.
Fulfils IP66, IP67, IP68 and IP69k.

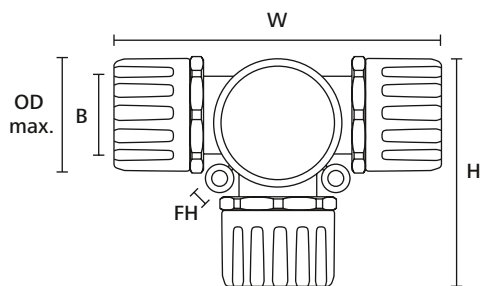
Features and Benefits

- Fast fit T-shaped connector
- Includes removable inspection lid
- High pull-off strength
- Highly resistant to solvents and oils
- Free of halogen, sulphur and phosphorus



HelaGuard HGL-T, T-Connector with conduit seals.

MATERIAL	Polyamide 6.6 (PA66), Thermoplastic Elastomer (TPE)
Operating Temperature	-50 °C to +135 °C
Flammability	UL94 V2
Specifications	UL-Recognised



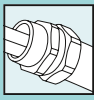
HelaGuard fitting, T-connector

TYPE	From nominal diameter	To nominal diameter	Min. Bore Size (B)	Outside Ø max (OD max.)	Width (W)	Height (H)	Hole Ø (FH)	Pack Cont.	Colour	Article-No.
HGL16-T	16	16	14.0	33	96	62	6.2	5 pcs.	Black (BK)	166-24900
HGL21-T	21	21	19.0	34	99	63	6.2	3 pcs.	Black (BK)	166-24901
HGL28-T	28	28	25.0	45	125	87	6.0	3 pcs.	Black (BK)	166-24902
HGL34-T	34	34	33.0	48	130	91	7.2	2 pcs.	Black (BK)	166-24903
HGL42-T	42	42	41.0	55	150	110	7.2	2 pcs.	Black (BK)	166-24904

All dimensions in mm. Subject to technical changes.
Colour grey available on request. Minimum Order Quantity (MOQ) may differ from package content.



Please note! Not all products listed on this page may have this approval.



Connectors, reducers and couplers

- HG-Y Y-Connector, IP66

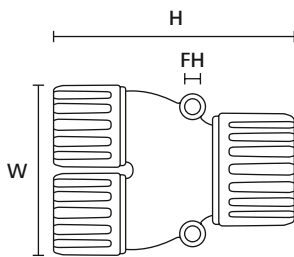
Features and Benefits

- Fast fit Y-shaped connector
- High pull-off strength
- Highly resistant to solvents and oils
- Free of halogen, sulphur and phosphorus



HeliaGuard HG-Y, Y-Connector, IP66.

MATERIAL	Polyamide 6.6 (PA66)
Operating Temperature	-50 °C to +135 °C
Flammability	UL94 V2
Specifications	UL-Recognised



HeliaGuard fitting, Y-connector

TYPE	From nominal diameter	To nominal diameter	Width (W)	Height (H)	Hole Ø (FH)	Pack Cont.	Colour	Article-No.
HG16-Y13	16	13	49	77	4.0	5 pcs.	Black (BK)	166-25801
HG21-Y16	21	16	59	89	5.0	3 pcs.	Black (BK)	166-25802
HG28-Y21	28	21	67	93	6.0	3 pcs.	Black (BK)	166-25803
HG34-Y28	34	28	90	116	6.5	2 pcs.	Black (BK)	166-25804

All dimensions in mm. Subject to technical changes.

Colour grey available on request. Minimum Order Quantity (MOQ) may differ from package content.



Please note! Not all products listed on this page may have this approval.



Connectors, reducers and couplers

- HGL-Y Y-Connector, IP68**

Fulfils IP66, IP67, IP68 and IP69k.

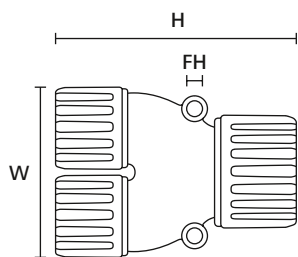
Features and Benefits

- Fast fit Y-shaped connector
- High pull-off strength
- Highly resistant to solvents and oils
- Free of halogen, sulphur and phosphorus



HelaGuard HGL-Y, Y-Connector with conduit seals.

MATERIAL	Polyamide 6.6 (PA66), Thermoplastic Elastomer (TPE)
Operating Temperature	-50 °C to +135 °C
Flammability	UL94 V2
Specifications	UL-Recognised



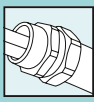
HelaGuard fitting, Y-connector

TYPE	From nominal diameter	To nominal diameter	Width (W)	Height (H)	Hole Ø (FH)	Pack Cont.	Colour	Article-No.
HGL16-Y13	16	13	49	77	4.0	5 pcs.	Black (BK)	166-25901
HGL21-Y16	21	16	59	89	5.0	3 pcs.	Black (BK)	166-25902
HGL28-Y21	28	21	67	93	6.0	3 pcs.	Black (BK)	166-25903
HGL34-Y28	34	28	90	116	6.5	2 pcs.	Black (BK)	166-25904

All dimensions in mm. Subject to technical changes.
Minimum Order Quantity (MOQ) may differ from package content.



Please note! Not all products listed on this page may have this approval.



Connectors, reducers and couplers

• HG-R Reducer, IP66

Features and Benefits

- Reduce size of connector to attach smaller size conduits
- Used with T-Connector and Y-Connectors
- Highly resistant to solvents and oils
- Free of halogen, sulphur and phosphorus

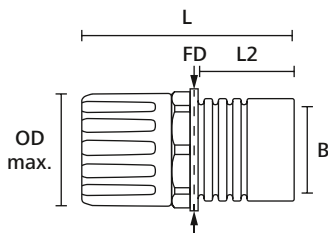


HG-R Reducer.

MATERIAL	Polyamide 6.6 (PA66)
Operating Temperature	-50 °C to +135 °C
Specifications	UL-Recognised

HF ✓

RoHS ✓



HelaGuard fitting, reducer

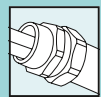
TYPE	From nominal diameter	To nominal diameter	Min. Bore Size (B)	Outside Ø max (OD max.)	Length (L)	Length (L2)	Face Diameter (FD)	Pack Cont.	Colour	Article-No.
HG13-R16	16	13	11.7	24	43	17	23	10 pcs.	Black (BK)	166-25000
HG13-R21	21	13	11.7	24	49	23	30	10 pcs.	Black (BK)	166-25001
HG16-R21	21	16	14.5	29	51	23	30	5 pcs.	Black (BK)	166-25002
HG16-R34	34	16	14.5	29	58	30	44	5 pcs.	Black (BK)	166-25005
HG21-R28	28	21	17.5	32	58	29	34	5 pcs.	Black (BK)	166-25004
HG21-R34	34	21	17.5	32	60	30	44	5 pcs.	Black (BK)	166-25007
HG21-R42	42	21	17.5	32	60	30	50	3 pcs.	Black (BK)	166-25010
HG25-R28	28	25	22.5	39	62	29	34	5 pcs.	Black (BK)	166-25003
HG28-R34	34	28	25.7	44	65	30	44	5 pcs.	Black (BK)	166-25006
HG28-R42	42	28	25.7	44	65	30	50	3 pcs.	Black (BK)	166-25009
HG34-R42	42	34	31.5	51	67	30	50	3 pcs.	Black (BK)	166-25008

All dimensions in mm. Subject to technical changes.

Minimum Order Quantity (MOQ) may differ from package content.



Please note! Not all products listed on this page may have this approval.



Connectors, reducers and couplers

- HGL-R Reducer, IP68

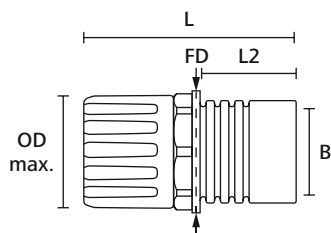
Features and Benefits

- Reduce size of connector to attach smaller size conduits
- Used with T-Connector and Y-Connectors
- Highly resistant to solvents and oils
- Free of halogen, sulphur and phosphorus



HGL-R Reducer with conduit seal, IP68.

MATERIAL	Polyamide 6.6 (PA66), Thermoplastic Elastomer (TPE)
Operating Temperature	-50 °C to +135 °C
Specifications	UL-Recognised



HelaGuard fitting, reducer

TYPE	From nominal diameter	To nominal diameter	Min. Bore Size (B)	Outside Ø max (OD max.)	Length (L)	Length (L2)	Face Diameter (FD)	Pack Cont.	Colour	Article-No.
HGL13-R16	16	13	11.7	24	43	17	23	10 pcs.	Black (BK)	166-25100
HGL16-R21	21	16	14.5	29	51	23	30	5 pcs.	Black (BK)	166-25101
HGL16-R28	28	16	14.5	29	57	29	34	5 pcs.	Black (BK)	166-25103
HGL16-R34	34	16	14.5	29	58	30	44	5 pcs.	Black (BK)	166-25106
HGL21-R28	28	21	17.5	32	59	29	34	5 pcs.	Black (BK)	166-25102
HGL21-R34	34	21	17.5	32	60	30	44	5 pcs.	Black (BK)	166-25105
HGL21-R42	42	21	17.5	32	60	30	50	3 pcs.	Black (BK)	166-25109
HGL28-R34	34	28	25.7	44	65	30	44	5 pcs.	Black (BK)	166-25104
HGL28-R42	42	28	25.7	44	60	30	50	3 pcs.	Black (BK)	166-25108
HGL34-R42	42	34	31.5	51	67	30	50	3 pcs.	Black (BK)	166-25107

All dimensions in mm. Subject to technical changes.
Minimum Order Quantity (MOQ) may differ from package content.



Please note! Not all products listed on this page may have this approval.



Connectors, reducers and couplers

- HG-HG Conduit Connector, IP66

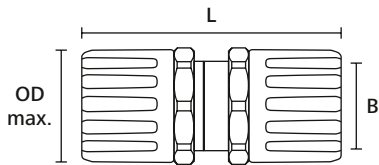
Features and Benefits

- One piece, fast fit
- Joins corrugated conduits



HelaGuard HG-HG Coupler.

MATERIAL	Polyamide 6.6 (PA66)
Operating Temperature	-50 °C to +135 °C
Specifications	UL-Recognised




HelaGuard fitting, coupler

TYPE	From nominal diameter	To nominal diameter	Min. Bore Size (B)	Outside Ø max (OD max.)	Length (L)	Pack Cont.	Colour	Article-No.
HG16-HG16	16	16	11.0	29	59	10 pcs.	Black (BK)	166-24600
HG21-HG21	21	21	14.5	32	71	10 pcs.	Black (BK)	166-24601
HG28-HG28	28	28	19.5	44	81	10 pcs.	Black (BK)	166-24602
HG34-HG34	34	34	26.5	51	87	10 pcs.	Black (BK)	166-24603

All dimensions in mm. Subject to technical changes.
Minimum Order Quantity (MOQ) may differ from package content.



Please note! Not all products listed on this page may have this approval.



2.1 Metallic Conduit Systems

Product Selection	
HelaGuard Nomenclature for Metallic Conduits	62
HelaGuard Nomenclature for Metallic Fittings	63
Metallic Conduits	
SC stainless steel conduit	64
SSC stainless steel conduit	65
Fittings for Metallic Conduits	
SC-FM fixed external thread	66
SSC-FM stainless steel, fixed external thread	67
SC-SM swivel external thread	68
SSC-SM stainless steel, swivel external thread	69
SC-PC plain hole connectors	70
SC-FF fixed internal thread	71



2.2 Metallic Conduits with Plastic Coating

PCS, galvanised steel, PVC coating	72
NCS, galvanised steel, PA6 coating	73
LFHCS, galvanised steel, LFH coating	74
Fittings for Metallic Conduits with Plastic Coating	
PCS-FM IP54 fixed external thread	75
PCS-SM IP54 swivel external thread	76
PCS-PC IP54 plain hole connector	77
PCS-FF IP54 fixed internal thread	78
PCS-FMC IP65 compression fitting, fixed thread	79
PCS-SMC IP65 compression fitting, swivel thread	80
PCS-90FMC IP65 compression fitting, 90° elbow	81
PCS-PCS IP65 compression coupler	82
PCS-SCG IP65 cable gland fitting	83
PCS-EI end insert	84



2.3 Metallic Conduits with Liquid-Tight Cover

LTS, galvanised steel, PVC cover	85
LTSH, galvanised steel, thermoplastic cover	86
LTSUL, galvanised steel, PVC cover, UL-listed	87
Fittings for Metallic Conduits with Liquid-Tight Cover	
LTS-FMC IP68 compression fitting, fixed thread	88
LTS-SMC IP68 compression fitting, swivel thread	89
LTS-90FMC IP68 compression fitting, 90° elbow	90
LTS-45FMC IP68 compression fitting, 45° elbow	91
LTS-LTS IP68 compression coupler	92
LTS-SCG IP68 cable gland fitting	93
LTS-EI end insert	94



2.4 Metallic Conduits with Plastic Coating and Metallic Overbraid

PCSB, galvanised steel, PVC coating, galvanised steel overbraid	95
Fittings for Metallic Conduits with Plastic Coating and Metallic Overbraid	
PCSB-FM IP54 fixed external thread	96
PCSB-SM IP swivel external thread	97
PCSB-PC IP54 plain hole connector	98
PCSB-FMC IP65 compression fitting, fixed thread	99
PCSB-SMC IP65 compression fitting, swivel thread	100
PCSB-90FMC IP65 compression fitting, 90° elbow	101



2.5 Metallic Conduits with Metallic Overbraid

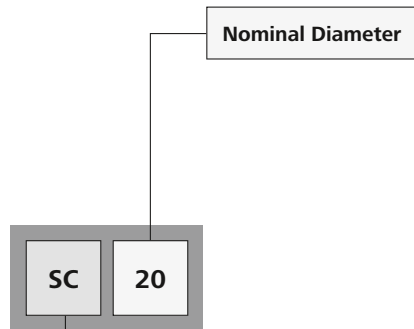
SCSB galvanised steel, galvanised steel overbraid	102
Fittings for Metallic Conduits with Metallic Overbraid	
SCSB-FM fixed external thread	103
SCSB-SM swivel external thread	104
SCSB-PC plain hole connector	105



HelaGuard Nomenclature for Metallic Conduits

Example:

SC20



Conduit Type

- SC** Galvanised steel conduit
- SSC** Stainless steel conduit
- PCS** Galvanised steel conduit, PVC cover
- NCS** Galvanised steel conduit, PA6 cover
- LFHCS** Galvanised steel conduit, PO cover
- LTS** Liquid-tight galvanised steel conduit, smooth PVC cover
- LTSH** Liquid-tight galvanised steel conduit, smooth TPR cover
- LTSUL** Liquid-tight galvanised steel conduit, smooth PVC cover, UL listed
- PCSB** Galvanised steel conduit, PVC cover, galvanised steel braid
- SCSB** Galvanised steel conduit, galvanised steel braid



CAD download

HelaGuard Nomenclature for Metallic Fittings

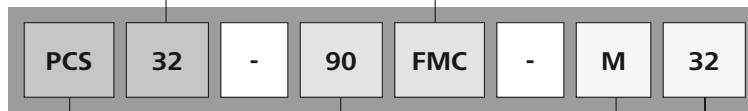
Example:

PCS32-90FMC-M32

Thread Type

- FM** Fixed external thread
- SM** Swivel external thread
- FF** Fixed internal thread
- FMC** Compression fitting, fixed external thread
- SMC** Compression fitting, swivel external thread
- PC** Plain hole connector
- EI** End insert
- SCG** Straight cable gland
- PCS-PCS** Compression conduit coupler

Nominal Diameter



Suitable Conduit Type

- SC** Galvanised steel conduits
- SSC** Stainless steel conduits
- PCS** Galvanised steel conduit, PVC cover
- NCS** Galvanised steel conduit, PA6 cover
- LFHCS** Galvanised steel conduit, PO cover
- LTS** Liquid-tight galvanised steel conduit, smooth PVC cover
- LTSH** Liquid-tight galvanised steel conduit, smooth TPR cover
- LTSUL** Liquid-tight galvanised steel conduit, smooth PVC cover, UL listed
- PCSB** Galvanised steel conduit, PVC cover, galvanised steel braid
- SCSB** Galvanised steel conduit, galvanised steel braid

Thread Size

Thread Code

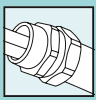
- M** Metric
- PG** Panzer-Gewinde

Fitting Shape

- Straight fitting
- 90** 90° elbow fitting
- 45** 45° elbow fitting



CAD download



Metallic conduits

- **SC Galvanised Steel Conduit**


General purpose flexible steel conduit offers high mechanical protection and is typically used in machines, plants, underfloor wiring, data cabling and protection of hydraulic or pneumatic conduits.

Features and Benefits

- High compression, tensile and impact strength
- Very flexible

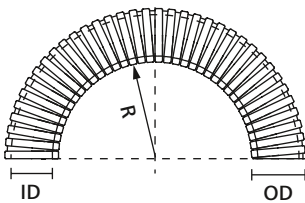


One Step to the Web!



HeloGuard SC Galvanised Steel Conduit.

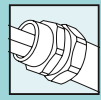
MATERIAL	Galvanised Steel (GS)
Operating Temperature	-100 °C to +300 °C



HeloGuard metallic conduit

TYPE	Nominal Ø	Outside Ø (OD)	Inside Ø (ID)	Min. Bending Radius (R)	Weight (g/m)	Reel Length	Colour	Article-No.
SC10	10	9.1	6.8	25	110	10 m	Metal (ML)	166-30110
	10	9.1	6.8	25	110	50 m	Metal (ML)	166-30100
SC12	12	13.2	10.0	30	113	10 m	Metal (ML)	166-30111
	12	13.2	10.0	30	113	50 m	Metal (ML)	166-30101
SC16	16	16.4	12.9	40	152	10 m	Metal (ML)	166-30112
	16	16.4	12.9	40	152	25 m	Metal (ML)	166-30102
SC20	20	20.6	16.9	45	295	10 m	Metal (ML)	166-30113
	20	20.6	16.9	45	295	25 m	Metal (ML)	166-30103
SC25	25	24.6	21.1	55	321	10 m	Metal (ML)	166-30114
	25	24.6	21.1	55	321	25 m	Metal (ML)	166-30104
SC32	32	32.0	28.1	70	450	10 m	Metal (ML)	166-30115
	32	32.0	28.1	70	450	25 m	Metal (ML)	166-30105
SC40	40	42.5	37.6	80	519	10 m	Metal (ML)	166-30116
	40	42.5	37.6	80	519	25 m	Metal (ML)	166-30106
SC50	50	53.2	48.4	90	802	10 m	Metal (ML)	166-30117
	50	53.2	48.4	90	802	25 m	Metal (ML)	166-30107
SC63	63	62.5	57.5	115	836	10 m	Metal (ML)	166-30108
SC75	75	77.0	70.0	150	1,137	10 m	Metal (ML)	166-30109

All dimensions in mm. Subject to technical changes.
Other reel lengths available on request. Minimum Order Quantity (MOQ) may differ from package content.



Metallic conduits

- **SSC Stainless Steel Conduit**

Stainless steel, corrosion-resistant flexible conduit used for protection of sensor cables, instrumentation tubing, as well as hydraulic and pneumatic conduits, particularly in corrosive environments. Commonly used in hospitals and clinics.

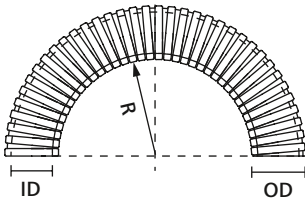
Features and Benefits

- Highly resistant to rust and corrosion
- High compression, tensile and impact strength
- Very flexible



The HelaGuard SSC stainless steel conduit offers superior mechanical protection in corrosive environments.

MATERIAL	Stainless Steel (SS316)
Operating Temperature	-100 °C to +400 °C

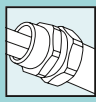


HelaGuard metallic conduit

TYPE	Nominal Ø	Outside Ø (OD)	Inside Ø (ID)	Min. Bending Radius (R)	Weight (g/m)	Reel Length	Colour	Article-No.
SSC10	10	9.1	6.8	25	110	25 m	Metal (ML)	166-30200
SSC12	12	12.3	10.0	30	126	25 m	Metal (ML)	166-30201
SSC16	16	16.4	13.0	40	162	25 m	Metal (ML)	166-30202
SSC20	20	20.4	16.9	45	202	25 m	Metal (ML)	166-30203
SSC25	25	24.3	21.1	55	300	25 m	Metal (ML)	166-30204
SSC32	32	31.7	28.1	70	340	25 m	Metal (ML)	166-30205
SSC40	40	42.1	37.6	80	410	10 m	Metal (ML)	166-30206
SSC50	50	52.8	48.4	90	516	10 m	Metal (ML)	166-30207

All dimensions in mm. Subject to technical changes.

Other reel lengths available on request. Minimum Order Quantity (MOQ) may differ from package content.



Fittings for metallic conduits

- **SC-FM Fixed External Thread**

Fixed external thread, nickel plated brass.

Features and Benefits

- Two-part fitting of shell and body with external thread
- Provides tight, reliable hold of conduit
- Can be secured with locknut

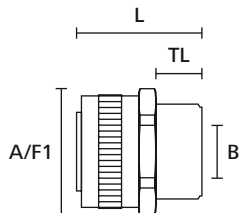


HeliaGuard SC-FM Fixed External Thread.

MATERIAL	Nickel Plated Brass (NPB)
Operating Temperature	-100 °C to +300 °C

HF ✓

RoHS ✓



HeliaGuard fitting, straight with fixed external thread

TYPE	Nominal Ø	Thread Size	Min. Bore Size (B)	Length (L)	A/F Body (A/F1)	Thread Length (TL)	Pack Cont.	Colour	Article-No.
SC10-FM-M12	10	M12	5.6	21.0	13	7.0	10 pcs.	Metal (ML)	166-30300
SC10-FM-PG7	10	PG7	5.6	21.0	13	8.0	10 pcs.	Metal (ML)	166-30311
SC12-FM-M16	12	M16	8.5	23.0	17	10.0	10 pcs.	Metal (ML)	166-30301
SC16-FM-M16	16	M16	11.5	25.0	20	10.0	10 pcs.	Metal (ML)	166-30302
SC16-FM-M20	16	M20	11.5	25.0	22	10.0	10 pcs.	Metal (ML)	166-30303
SC16-FM-PG11	16	PG11	11.5	25.0	22	10.0	10 pcs.	Metal (ML)	166-30314
SC20-FM-M20	20	M20	15.3	26.3	24	10.0	10 pcs.	Metal (ML)	166-30304
SC20-FM-PG16	20	PG16	15.3	26.3	24	10.0	10 pcs.	Metal (ML)	166-30315
SC25-FM-M25	25	M25	19.1	29.5	29	10.0	10 pcs.	Metal (ML)	166-30305
SC25-FM-PG21	25	PG21	19.1	32.5	29	12.0	10 pcs.	Metal (ML)	166-30316
SC32-FM-M32	32	M32	26.2	36.8	36	13.0	2 pcs.	Metal (ML)	166-30306
SC32-FM-PG29	32	PG29	26.2	36.8	38	13.0	2 pcs.	Metal (ML)	166-30317
SC40-FM-M40	40	M40	34.6	39.0	48	14.0	2 pcs.	Metal (ML)	166-30307
SC40-FM-PG36	40	PG36	34.2	39.0	48	14.0	2 pcs.	Metal (ML)	166-30318
SC50-FM-M50	50	M50	44.7	42.0	58	15.0	1 pcs.	Metal (ML)	166-30308
SC50-FM-PG42	50	PG42	44.8	42.0	58	15.0	1 pcs.	Metal (ML)	166-30319
SC63-FM-M63	63	M63	54.1	50.0	70	18.0	1 pcs.	Metal (ML)	166-30309
SC63-FM-PG48	63	PG48	54.5	48.0	70	16.0	1 pcs.	Metal (ML)	166-30320
SC75-FM-M75	75	M75	66.4	60.0	84	20.0	1 pcs.	Metal (ML)	166-30310

All dimensions in mm. Subject to technical changes.

Minimum Order Quantity (MOQ) may differ from package content.



Fittings for metallic conduits

- **SSC-FM Fixed External Thread**

Fixed external thread, stainless steel (SS316).

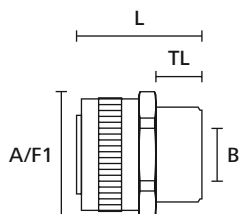
Features and Benefits

- Two-part fitting of shell and body with external thread
- Highly resistant to rust and corrosion
- Provides tight, reliable hold of conduit
- Can be secured with locknut



HeliaGuard SSC-FM Fixed External Thread.

MATERIAL	Stainless Steel (SS316)
Operating Temperature	-100 °C to +400 °C



HeliaGuard fitting, straight with fixed external thread

TYPE	Nominal Ø	Thread Size	Min. Bore Size (B)	Length (L)	A/F Body (A/F1)	Thread Length (TL)	Pack Cont.	Colour	Article-No.
SSC10-FM-M12	10	M12	5.6	21.0	14	8.0	1 pcs.	Metal (ML)	166-30321
SSC12-FM-M16	12	M16	8.5	23.0	19	8.0	1 pcs.	Metal (ML)	166-30322
SSC16-FM-M16	16	M16	11.5	25.0	19	10.0	1 pcs.	Metal (ML)	166-30323
SSC20-FM-M20	20	M20	15.3	26.3	24	10.0	1 pcs.	Metal (ML)	166-30324
SSC25-FM-M25	25	M25	19.1	32.5	29	10.0	1 pcs.	Metal (ML)	166-30325
SSC32-FM-M32	32	M32	26.2	36.8	38	13.0	1 pcs.	Metal (ML)	166-30326
SSC40-FM-M40	40	M40	34.6	39.0	48	14.0	1 pcs.	Metal (ML)	166-30327
SSC50-FM-M50	50	M50	44.7	44.5	58	15.0	1 pcs.	Metal (ML)	166-30328

All dimensions in mm. Subject to technical changes.
Minimum Order Quantity (MOQ) may differ from package content.



Fittings for metallic conduits

- **SC-SM Swivel External Thread**

Swivel external thread, nickel plated brass.

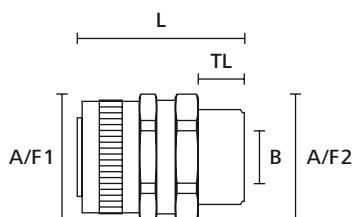
Features and Benefits

- Two-part fitting of shell and body with external thread
- External thread swivels about main body
- Provides tight, reliable hold of conduit
- Can be secured with locknut



Helaguard SC-SM Swivel External Thread.

MATERIAL	Nickel Plated Brass (NPB)
Operating Temperature	-100 °C to +300 °C



Helaguard fitting, straight with swivel external thread

TYPE	Nominal Ø	Thread Size	Min. Bore Size (B)	Length (L)	A/F Body (A/F1)	A/F Thread (A/F2)	Thread Length (TL)	Pack Cont.	Colour	Article-No.
SC10-SM-M12	10	M12	5.6	30.2	13	13	8.0	10 pcs.	Metal (ML)	166-30400
SC10-SM-PG7	10	PG7	5.6	30.2	13	13	8.0	10 pcs.	Metal (ML)	166-30410
SC12-SM-M16	12	M16	8.5	32.2	17	17	8.0	10 pcs.	Metal (ML)	166-30401
SC12-SM-PG9	12	PG9	8.5	32.2	17	17	8.0	10 pcs.	Metal (ML)	166-30411
SC16-SM-M16	16	M16	11.5	34.2	20	20	10.0	10 pcs.	Metal (ML)	166-30402
SC16-SM-M20	16	M20	11.5	34.2	20	22	10.0	10 pcs.	Metal (ML)	166-30403
SC16-SM-PG11	16	PG11	11.5	34.2	20	22	10.0	10 pcs.	Metal (ML)	166-30412
SC20-SM-M20	20	M20	15.3	35.5	24	24	10.0	10 pcs.	Metal (ML)	166-30404
SC20-SM-PG13	20	PG13.5	15.3	35.5	24	24	10.0	10 pcs.	Metal (ML)	166-30413
SC20-SM-PG16	20	PG16	15.3	35.5	24	24	10.0	10 pcs.	Metal (ML)	166-30414
SC25-SM-M25	25	M25	19.1	43.7	29	29	12.0	10 pcs.	Metal (ML)	166-30405
SC25-SM-PG21	25	PG21	19.1	43.7	29	29	12.0	10 pcs.	Metal (ML)	166-30415
SC32-SM-M32	32	M32	26.2	48.0	38	38	13.0	2 pcs.	Metal (ML)	166-30406
SC32-SM-PG29	32	PG29	26.2	48.0	38	38	13.0	2 pcs.	Metal (ML)	166-30416
SC40-SM-M40	40	M40	34.2	51.2	48	48	14.0	2 pcs.	Metal (ML)	166-30407
SC40-SM-PG36	40	PG36	34.2	51.2	48	48	14.0	2 pcs.	Metal (ML)	166-30417
SC50-SM-M50	50	M50	44.8	54.2	58	58	15.0	1 pcs.	Metal (ML)	166-30408
SC50-SM-PG42	50	PG42	44.8	54.2	58	58	15.0	1 pcs.	Metal (ML)	166-30418
SC63-SM-M63	63	M63	54.5	63.2	70	70	18.0	1 pcs.	Metal (ML)	166-30409

All dimensions in mm. Subject to technical changes.

Minimum Order Quantity (MOQ) may differ from package content.



Fittings for metallic conduits

- **SSC-SM Swivel External Thread**

Swivel external thread, stainless steel (SS316).

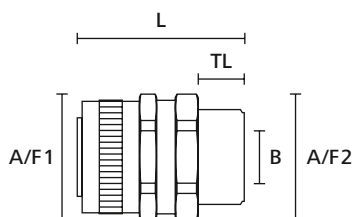
Features and Benefits

- Two-part fitting of shell and body with external thread
- Highly resistant to rust and corrosion
- External thread swivels about main body
- Provides tight, reliable hold of conduit
- Can be secured with locknut



HeloGuard SSC-SM Swivel External Thread.

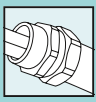
MATERIAL	Stainless Steel (SS316)
Operating Temperature	-100 °C to +400 °C



HeloGuard fitting, straight with swivel external thread

TYPE	Nominal Ø	Thread Size	Min. Bore Size (B)	Length (L)	A/F Body (A/F1)	A/F Thread (A/F2)	Thread Length (TL)	Pack Cont.	Colour	Article-No.
SSC10-SM-M12	10	M12	5.6	30.2	14	14	8.0	1 pcs.	Metal (ML)	166-30419
SSC12-SM-M16	12	M16	8.5	32.2	19	19	8.0	1 pcs.	Metal (ML)	166-30420
SSC16-SM-M16	16	M16	11.5	34.2	19	19	10.0	1 pcs.	Metal (ML)	166-30421
SSC20-SM-M20	20	M20	15.3	35.5	24	24	10.0	1 pcs.	Metal (ML)	166-30422
SSC25-SM-M25	25	M25	19.1	43.7	29	29	10.0	1 pcs.	Metal (ML)	166-30423
SSC32-SM-M32	32	M32	26.2	48.0	38	38	13.0	1 pcs.	Metal (ML)	166-30424

All dimensions in mm. Subject to technical changes.
Minimum Order Quantity (MOQ) may differ from package content.



Fittings for metallic conduits

- **SC-PC Plain Hole Connector**

Plain hole connector, nickel plated brass.

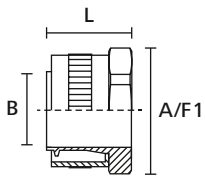
Features and Benefits

- Two part fitting of shell and body without thread
- Acts as a locking device
- The body is fitted to the conduit through the opposite side of the entry
- Provides a smooth entry bush



HeliaGuard SC-PC Plain Hole Connector.

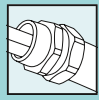
MATERIAL	Nickel Plated Brass (NPB)
Operating Temperature	-100 °C to +300 °C



HeliaGuard fitting, plain hole connector

TYPE	Nominal Ø	Min. Bore Size (B)	Length (L)	A/F Body (A/F1)	Pack Cont.	Colour	Article-No.
SC10-PC	10	5.6	15.0	13	10 pcs.	Metal (ML)	166-30500
SC12-PC	12	8.5	15.5	17	10 pcs.	Metal (ML)	166-30501
SC16-PC	16	11.5	20.0	20	10 pcs.	Metal (ML)	166-30502
SC20-PC	20	15.3	16.5	24	10 pcs.	Metal (ML)	166-30503
SC25-PC	25	19.1	20.5	29	10 pcs.	Metal (ML)	166-30504
SC32-PC	32	26.2	23.5	38	2 pcs.	Metal (ML)	166-30505
SC40-PC	40	34.2	24.8	48	2 pcs.	Metal (ML)	166-30506
SC50-PC	50	44.8	30.0	58	1 pcs.	Metal (ML)	166-30507
SC63-PC	63	54.5	33.5	70	1 pcs.	Metal (ML)	166-30508
SC75-PC	75	66.5	42.0	84	1 pcs.	Metal (ML)	166-30509

All dimensions in mm. Subject to technical changes.
Minimum Order Quantity (MOQ) may differ from package content.



Fittings for metallic conduits

- **SC-FF Fixed Internal Thread**

Fixed internal thread, nickel plated brass.

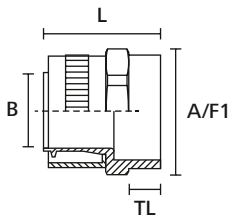
Features and Benefits

- Two-part fitting of shell and body with internal thread
- Provides tight, reliable hold of conduit
- Can be used to couple two conduits together when used with swivel fitting



HeliaGuard SC-FF Fixed Internal Thread.

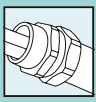
MATERIAL	Nickel Plated Brass (NPB)
Operating Temperature	-100 °C to +300 °C



HeliaGuard fitting, straight with fixed internal thread

TYPE	Nominal Ø	Thread Size	Min. Bore Size (B)	Length (L)	A/F Body (A/F1)	Thread Length (TL)	Pack Cont.	Colour	Article-No.
SC16-FF-M20	16	M20	11.5	24.5	22	10.0	10 pcs.	Metal (ML)	166-30600
SC20-FF-M20	20	M20	15.3	26.0	24	10.0	10 pcs.	Metal (ML)	166-30601
SC25-FF-M25	25	M25	19.1	30.0	29	12.0	10 pcs.	Metal (ML)	166-30602
SC32-FF-M32	32	M32	26.2	33.3	36	13.0	2 pcs.	Metal (ML)	166-30603

All dimensions in mm. Subject to technical changes.
Minimum Order Quantity (MOQ) may differ from package content.



Metallic conduits with plastic coating

- PCS Galvanised Steel Conduit, PVC Coating

Machines and plants.

Features and Benefits

- High compression, tensile and impact strength
- Very flexible
- Good resistance to alkalis and acids
- Good resistance to chemicals
- Colour: black, grey

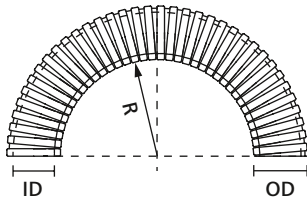


HelaGuard PCS Galvanised Steel Conduit with PVC Coating.

Flexible metallic conduits with polyurethane (PU) cover also available.



HelaGuard PCS Galvanised Steel Conduit with PVC Coating, 10 m in grey.



HelaGuard metallic conduit, plastic coating

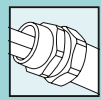
MATERIAL	Galvanised Steel (GS), Polyvinylchloride (PVC)
Operating Temperature	-15 °C to +70 °C



TYPE	Nominal Ø	Outside Ø (OD)	Inside Ø (ID)	Min. Bending Radius (R)	Weight (g/m)	Reel Length	Colour	Article-No.
PCS10	10	10.1	6.8	25	140	10 m	Grey (GY)	166-30722
	10	10.1	6.8	25	140	50 m	Black (BK)	166-30700
PCS12	12	14.2	10.2	30	143	10 m	Grey (GY)	166-30723
	12	14.2	10.2	30	143	50 m	Black (BK)	166-30701
PCS16	16	17.0	13.0	40	196	10 m	Grey (GY)	166-30724
	16	17.1	13.0	40	196	25 m	Black (BK)	166-30702
PCS20	20	21.6	16.9	45	345	10 m	Grey (GY)	166-30725
	20	21.6	16.9	45	345	25 m	Black (BK)	166-30703
PCS25	25	26.0	21.1	55	411	10 m	Grey (GY)	166-30726
	25	26.0	21.1	55	411	25 m	Black (BK)	166-30704

All dimensions in mm. Subject to technical changes.

Other reel lengths available on request. Minimum Order Quantity (MOQ) may differ from package content.



Metallic conduits with plastic coating

- PCS Galvanised Steel Conduit, PVC Coating

TYPE	Nominal Ø	Outside Ø (OD)	Inside Ø (ID)	Min. Bending Radius (R)	Weight (g/m)	Reel Length	Colour	Article-No.
PCS32	32	34.0	28.1	60	560	10 m	Grey (GY)	166-30727
	32	34.0	28.1	60	560	25 m	Black (BK)	166-30705
PCS40	40	44.2	37.6	80	719	10 m	Grey (GY)	166-30728
	40	44.2	37.6	80	719	25 m	Black (BK)	166-30706
PCS50	50	55.0	48.4	90	1,052	10 m	Grey (GY)	166-30729
	50	55.0	48.4	90	1,052	25 m	Black (BK)	166-30707
PCS63	63	64.5	57.5	115	1,091	10 m	Black (BK)	166-30708
	63	64.5	57.5	115	1,091	10 m	Grey (GY)	166-30730
PCS75	75	79.2	70.0	150	1,459	10 m	Black (BK)	166-30709
	75	79.2	70.0	150	1,459	10 m	Grey (GY)	166-30731

All dimensions in mm. Subject to technical changes.
Other reel lengths available on request. Minimum Order Quantity (MOQ) may differ from package content.

Metallic conduits with plastic coating

- NCS Galvanised Steel Conduit, PA6 Coating

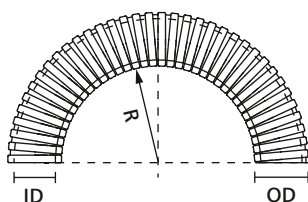
Demanding applications requiring higher temperatures and high resistance to acids and solvents.

Features and Benefits

- Good resistance to high temperatures
- Good abrasion resistance
- High compression, tensile and impact strength
- Very flexible
- Good resistance to alkalis and acids
- Good resistance to chemicals



The HelaGuard NCS galvanised steel conduit with a PA6 coating for higher temperatures and high resistance to acids and solvents.



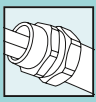
HelaGuard metallic conduit, plastic coating

MATERIAL	Galvanised Steel (GS), Polyamide 6.6 (PA66)
Operating Temperature	-40 °C to +120 °C



TYPE	Nominal Ø	Outside Ø (OD)	Inside Ø (ID)	Min. Bending Radius (R)	Weight (g/m)	Reel Length	Colour	Article-No.
NCS16	16	17.1	12.9	40	174	25 m	Black (BK)	166-30801
NCS20	20	21.6	16.8	45	345	25 m	Black (BK)	166-30802
NCS25	25	26.0	20.9	55	411	25 m	Black (BK)	166-30803
NCS32	32	34.0	27.8	60	510	10 m	Black (BK)	166-30800

All dimensions in mm. Subject to technical changes.
Other reel lengths available on request. Minimum Order Quantity (MOQ) may differ from package content.



Metallic conduits with plastic coating

- LFHCS Galvanised Steel Conduit, LFH Coating

Rail industry, underground stations, tunnels, public buildings, wherever high fire protection is required.

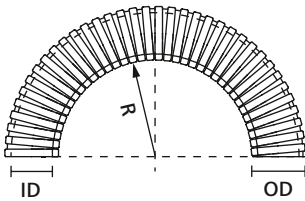
Features and Benefits

- Self-extinguishing to UL94 V0
- Low smoke, low toxicity
- High compression, tensile and impact strength
- Very flexible
- Halogen, sulphur and phosphorus free



HelaGuard LFHCS galvanised steel conduit is low smoke, low toxicity, highly flame retardant and halogen free.

MATERIAL	Galvanised Steel (GS), Polyolefin (PO)
Operating Temperature	-25 °C to +90 °C
Flammability	UL94 V0
Specifications	Lloyd's Register



HelaGuard metallic conduit, plastic coating



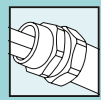
TYPE	Nominal Ø	Outside Ø (OD)	Inside Ø (ID)	Min. Bending Radius (R)	Weight (g/m)	Reel Length	Colour	Article-No.
LFHCS12	12	14.2	10.0	30	199	25 m	Black (BK)	166-30900
LFHCS16	16	17.1	12.9	40	216	25 m	Black (BK)	166-30901
LFHCS20	20	21.6	16.8	45	350	25 m	Black (BK)	166-30902
LFHCS25	25	26.0	20.9	55	420	25 m	Black (BK)	166-30903
LFHCS32	32	34.0	27.8	60	571	25 m	Black (BK)	166-30904
LFHCS40	40	44.2	37.3	80	739	10 m	Black (BK)	166-30905
LFHCS50	50	55.0	48.0	90	1,077	10 m	Black (BK)	166-30906
LFHCS63	63	64.5	57.0	115	1,126	10 m	Black (BK)	166-30907
LFHCS75	75	79.2	69.4	150	1,509	10 m	Black (BK)	166-30908

All dimensions in mm. Subject to technical changes.

Other reel lengths available on request. Minimum Order Quantity (MOQ) may differ from package content.



Please note! Not all products listed on this page may have this approval.



Fittings for metallic conduits with plastic coating

- PCS-FM Fixed External Thread, IP54

Fixed external thread, nickel plated brass.

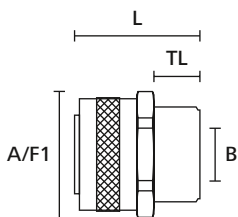
Features and Benefits

- Two-part fitting of shell and body with external thread
- Provides tight, reliable hold of conduit
- Can be secured with locknut



HeloGuard PCS-FM Fixed External Thread.

MATERIAL	Nickel Plated Brass (NPB)
Operating Temperature	-100 °C to +300 °C



HeloGuard fitting, straight with fixed external thread

TYPE	Nominal Ø	Thread Size	Min. Bore Size (B)	Length (L)	A/F Body (A/F1)	Thread Length (TL)	Pack Cont.	Colour	Article-No.
PCS10-FM-M12	10	M12	5.6	21.0	13	8.0	10 pcs.	Metal (ML)	166-31000
PCS10-FM-PG7	10	PG7	5.6	21.0	13	8.0	10 pcs.	Metal (ML)	166-31010
PCS12-FM-M16	12	M16	8.5	23.0	17	8.0	10 pcs.	Metal (ML)	166-31001
PCS12-FM-PG9	12	PG9	8.5	23.0	17	8.0	10 pcs.	Metal (ML)	166-31011
PCS16-FM-M16	16	M16	11.5	25.0	20	10.0	10 pcs.	Metal (ML)	166-31002
PCS16-FM-M20	16	M20	11.5	25.0	22	10.0	10 pcs.	Metal (ML)	166-31003
PCS16-FM-PG11	16	PG11	11.5	25.0	22	10.0	10 pcs.	Metal (ML)	166-31012
PCS20-FM-M20	20	M20	15.3	26.3	24	10.0	10 pcs.	Metal (ML)	166-31004
PCS20-FM-PG16	20	PG16	15.3	26.3	24	10.0	10 pcs.	Metal (ML)	166-31014
PCS25-FM-M25	25	M25	19.1	32.5	29	10.0	10 pcs.	Metal (ML)	166-31005
PCS25-FM-PG21	25	PG21	19.1	32.5	29	12.0	2 pcs.	Metal (ML)	166-31015
PCS32-FM-M32	32	M32	26.2	36.8	36	13.0	2 pcs.	Metal (ML)	166-31006
PCS32-FM-PG29	32	PG29	26.2	36.8	38	13.0	2 pcs.	Metal (ML)	166-31016
PCS40-FM-M40	40	M40	34.6	39.0	48	14.0	2 pcs.	Metal (ML)	166-31007
PCS40-FM-PG36	40	PG36	34.2	39.0	48	14.0	2 pcs.	Metal (ML)	166-31017
PCS50-FM-M50	50	M50	44.7	42.0	58	15.0	1 pcs.	Metal (ML)	166-31008
PCS50-FM-PG42	50	PG42	44.8	42.0	58	15.0	1 pcs.	Metal (ML)	166-31018
PCS63-FM-M63	63	M63	54.5	50.0	70	18.0	1 pcs.	Metal (ML)	166-31009
PCS75-FM-M75	75	M75	66.5	60.0	84	20.0	1 pcs.	Metal (ML)	166-31019

All dimensions in mm. Subject to technical changes.
Minimum Order Quantity (MOQ) may differ from package content.



Fittings for metallic conduits with plastic coating

- PCS-SM Swivel External Thread, IP54

Swivel external thread, nickel plated brass.

Features and Benefits

- Two-part fitting of shell and body with external thread
- External thread swivels about main body
- Provides tight, reliable hold of conduit
- Can be secured with locknut

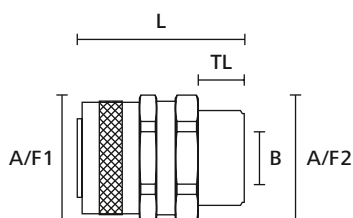


HeloGuard PCS-SM Swivel External Thread.

MATERIAL	Nickel Plated Brass (NPB)
Operating Temperature	-100 °C to +300 °C

HF ✓

RoHS ✓



HeloGuard fitting, straight with swivel external thread

TYPE	Nominal Ø	Thread Size	Min. Bore Size (B)	Length (L)	A/F Body (A/F1)	A/F Thread (A/F2)	Thread Length (TL)	Pack Cont.	Colour	Article-No.
PCS10-SM-M12	10	M12	5.6	30.2	13	13	8.0	10 pcs.	Metal (ML)	166-31100
PCS10-SM-PG7	10	PG7	5.6	30.2	13	13	8.0	10 pcs.	Metal (ML)	166-31110
PCS12-SM-M16	12	M16	8.5	32.2	17	17	8.0	10 pcs.	Metal (ML)	166-31101
PCS12-SM-PG9	12	PG9	8.5	32.2	17	17	8.0	10 pcs.	Metal (ML)	166-31111
PCS16-SM-M16	16	M16	11.5	34.2	20	20	10.0	10 pcs.	Metal (ML)	166-31102
PCS16-SM-M20	16	M20	11.5	34.2	20	22	10.0	10 pcs.	Metal (ML)	166-31103
PCS16-SM-PG11	16	PG11	11.5	34.2	20	22	10.0	10 pcs.	Metal (ML)	166-31112
PCS20-SM-M20	20	M20	15.3	35.5	24	24	10.0	10 pcs.	Metal (ML)	166-31104
PCS20-SM-PG13	20	PG13.5	15.3	35.5	24	24	10.0	10 pcs.	Metal (ML)	166-31113
PCS20-SM-PG16	20	PG16	15.3	35.5	24	24	10.0	10 pcs.	Metal (ML)	166-31114
PCS25-SM-M25	25	M25	19.1	43.7	29	29	12.0	10 pcs.	Metal (ML)	166-31105
PCS25-SM-PG21	25	PG21	19.1	43.7	29	29	12.0	10 pcs.	Metal (ML)	166-31115
PCS32-SM-M32	32	M32	26.2	48.0	38	38	13.0	2 pcs.	Metal (ML)	166-31106
PCS32-SM-PG29	32	PG29	26.2	48.0	38	38	13.0	2 pcs.	Metal (ML)	166-31116
PCS40-SM-M40	40	M40	34.2	51.2	48	48	14.0	2 pcs.	Metal (ML)	166-31107
PCS40-SM-PG36	40	PG36	34.2	51.2	48	48	14.0	2 pcs.	Metal (ML)	166-31117
PCS50-SM-M50	50	M50	44.8	54.2	58	58	15.0	1 pcs.	Metal (ML)	166-31108
PCS50-SM-PG42	50	PG42	44.8	54.2	58	58	15.0	1 pcs.	Metal (ML)	166-31118
PCS63-SM-M63	63	M63	54.5	63.2	70	70	18.0	1 pcs.	Metal (ML)	166-31109

All dimensions in mm. Subject to technical changes.

Minimum Order Quantity (MOQ) may differ from package content.



Fittings for metallic conduits with plastic coating

- PCS-PC Plain Hole Connector, IP54

Plain hole connector, nickel plated brass.

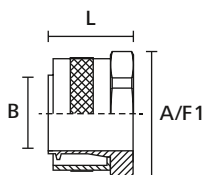
Features and Benefits

- Two part fitting of shell and body without thread
- Acts as a locking device
- The body is fitted to the conduit through the opposite side of the entry
- Provides a smooth entry bush



HeliaGuard PCS-PC Plain Hole Connector.

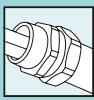
MATERIAL	Nickel Plated Brass (NPB)
Operating Temperature	-100 °C to +300 °C



HeliaGuard fitting, plain hole connector

TYPE	Nominal Ø	Min. Bore Size (B)	Length (L)	A/F Body (A/F1)	Pack Cont.	Colour	Article-No.
PCS10-PC	10	5.6	15.0	13	10 pcs.	Metal (ML)	166-31200
PCS12-PC	12	8.5	15.5	17	10 pcs.	Metal (ML)	166-31201
PCS16-PC	16	11.5	20.0	20	10 pcs.	Metal (ML)	166-31202
PCS20-PC	20	15.3	16.5	24	10 pcs.	Metal (ML)	166-31203
PCS25-PC	25	19.1	20.5	29	10 pcs.	Metal (ML)	166-31204
PCS32-PC	32	26.2	23.5	38	2 pcs.	Metal (ML)	166-31205
PCS40-PC	40	34.2	24.8	48	2 pcs.	Metal (ML)	166-31206
PCS50-PC	50	44.8	30.0	58	1 pcs.	Metal (ML)	166-31207
PCS63-PC	63	54.5	33.5	70	1 pcs.	Metal (ML)	166-31208
PCS75-PC	75	66.5	42.0	84	1 pcs.	Metal (ML)	166-31209

All dimensions in mm. Subject to technical changes.
Minimum Order Quantity (MOQ) may differ from package content.



Fittings for metallic conduits with plastic coating

- PCS-FF Fixed Internal Thread, IP54

Fixed internal thread, nickel plated brass.

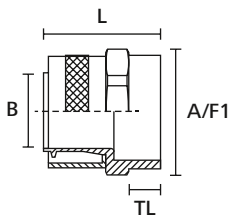
Features and Benefits

- Two-part fitting of shell and body with external thread
- Provides tight, reliable hold of conduit
- Can be used to couple two conduits together when used with swivel fitting



HeloGuard PCS-FF Fixed Internal Thread.

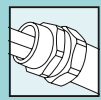
MATERIAL	Nickel Plated Brass (NPB)
Operating Temperature	-100 °C to +300 °C



HeloGuard fitting, straight with fixed internal thread

TYPE	Nominal Ø	Thread Size	Min. Bore Size (B)	Length (L)	A/F Body (A/F1)	Thread Length (TL)	Pack Cont.	Colour	Article-No.
PCS16-FF-M20	16	M20	11.5	24.5	22	10.0	10 pcs.	Metal (ML)	166-31300
PCS20-FF-M20	20	M20	15.3	26.0	24	10.0	10 pcs.	Metal (ML)	166-31301
PCS25-FF-M25	25	M25	19.1	30.0	29	12.0	10 pcs.	Metal (ML)	166-31302
PCS32-FF-M32	32	M32	26.2	33.3	36	13.0	10 pcs.	Metal (ML)	166-31303

All dimensions in mm. Subject to technical changes.
Minimum Order Quantity (MOQ) may differ from package content.



Fittings for metallic conduits with plastic coating

- PCS-FMC Fixed Thread Compression Fitting, IP65

External thread, nickel plated brass.

Fulfils IP65.

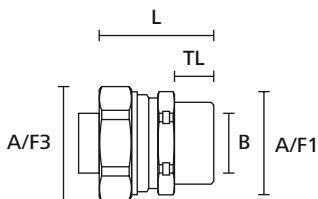
Features and Benefits

- Multipart compression fitting including elastomeric seal
- Provides excellent tensile strength
- Can be used for knockouts or threaded entries as fitting rotates until tightened



HeliaGuard PCS-FMC Compression Fitting.

MATERIAL	Nickel Plated Brass (NPB), Thermoplastic Elastomer (TPE)	Nickel Plated Brass (NPB), Polyamide 6 (PA6)
Operating Temperature	-40 °C to +135 °C	

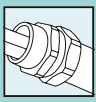


HeliaGuard compression fitting, straight with fixed external thread

TYPE	Nominal Ø	Thread Size	Min. Bore Size (B)	Length (L)	A/F Body (A/F1)	A/F Nut (A/F3)	Thread Length (TL)	Pack Cont.	Colour	Article-No.
PCS10-FMC-M12	10	M12	5.6	29.8	20	20	10.0	10 pcs.	Metal (ML)	166-31400
PCS12-FMC-M16	12	M16	8.6	29.8	20	22	10.0	10 pcs.	Metal (ML)	166-31401
PCS16-FMC-M16	16	M16	11.5	33.0	24	26	12.0	10 pcs.	Metal (ML)	166-31402
PCS16-FMC-M20	16	M20	11.5	33.0	24	26	12.0	10 pcs.	Metal (ML)	166-31403
PCS16-FMC-PG11	16	PG11	11.5	31.0	24	26	10.0	10 pcs.	Metal (ML)	166-31409
PCS20-FMC-M20	20	M20	15.3	33.5	26	29	12.0	10 pcs.	Metal (ML)	166-31404
PCS20-FMC-PG16	20	PG16	15.3	32.5	26	29	11.0	10 pcs.	Metal (ML)	166-31410
PCS25-FMC-M25	25	M25	19.1	40.5	33	35	14.0	10 pcs.	Metal (ML)	166-31405
PCS25-FMC-PG21	25	PG21	19.1	38.5	33	35	12.0	10 pcs.	Metal (ML)	166-31411
PCS32-FMC-M32	32	M32	26.0	45.8	40	42	15.0	2 pcs.	Metal (ML)	166-31406
PCS32-FMC-PG29	32	PG29	26.0	42.8	40	42	12.0	2 pcs.	Metal (ML)	166-31412
PCS40-FMC-M40	40	M40	34.6	47.5	56	58	16.0	2 pcs.	Metal (ML)	166-31407
PCS40-FMC-PG36	40	PG36	34.6	43.5	58	58	12.0	2 pcs.	Metal (ML)	166-31415
PCS50-FMC-M50	50	M50	44.7	51.0	70	70	16.0	1 pcs.	Metal (ML)	166-31408

All dimensions in mm. Subject to technical changes.

Minimum Order Quantity (MOQ) may differ from package content.



Fittings for metallic conduits with plastic coating

- PCS-SMC Swivel Thread Compression Fitting, IP65

External thread, nickel plated brass.

Fulfils IP65.

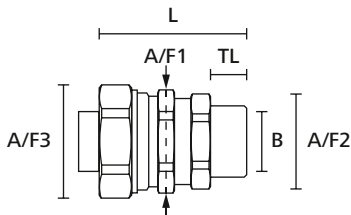
Features and Benefits

- Multipart compression fitting including elastomeric seal
- Provides excellent tensile strength
- External thread swivels about main body even after tightening



HeliaGuard PCS-SMC Swivel Compression Fitting.

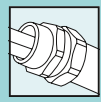
MATERIAL	Nickel Plated Brass (NPB), Polyamide 6 (PA6)
Operating Temperature	-40 °C to +135 °C



HeliaGuard compression fitting, straight with swivel external thread

TYPE	Nominal Ø	Thread Size	Min. Bore Size (B)	Length (L)	A/F Body (A/F1)	A/F Thread (A/F2)	A/F Nut (A/F3)	Thread Length (TL)	Pack Cont.	Colour	Article-No.
PCS12-SMC-M16	12	M16	8.6	39.0	20	20	22	10.0	10 pcs.	Metal (ML)	166-31500
PCS16-SMC-M16	16	M16	11.5	40.9	24	24	26	10.0	10 pcs.	Metal (ML)	166-31501
PCS16-SMC-M20	16	M20	11.5	41.0	24	24	26	10.0	10 pcs.	Metal (ML)	166-31502
PCS20-SMC-M20	20	M20	15.3	41.8	26	26	29	10.0	10 pcs.	Metal (ML)	166-31503
PCS25-SMC-M25	25	M25	19.1	50.7	33	29	35	12.0	10 pcs.	Metal (ML)	166-31504
PCS32-SMC-M32	32	M32	26.0	56.9	40	38	42	13.0	2 pcs.	Metal (ML)	166-31505

All dimensions in mm. Subject to technical changes.
Minimum Order Quantity (MOQ) may differ from package content.



Fittings for metallic conduits with plastic coating

- PCS-90FMC 90° Elbow Compression Fitting, IP65

External thread, nickel plated brass.

Fulfils IP65.

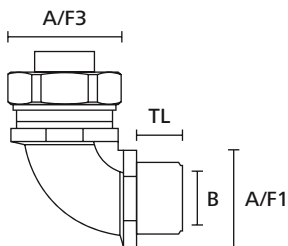
Features and Benefits

- Multipart 90° compression fitting including elastomeric seal
- Provides excellent tensile strength



HeliaGuard PCS-90FMC 90° Elbow Compression Fitting.

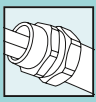
MATERIAL	Nickel Plated Brass (NPB), Polyamide 6 (PA6)
Operating Temperature	-40 °C to +135 °C



HeliaGuard compression fitting, 90° with fixed external thread

TYPE	Nominal Ø	Thread Size	Min. Bore Size (B)	A/F Body (A/F1)	A/F Nut (A/F3)	Thread Length (TL)	Pack Cont.	Colour	Article-No.
PCS12-90FMC-M16	12	M16	8.6	20	22	10.0	10 pcs.	Metal (ML)	166-31601
PCS16-90FMC-M16	16	M16	11.5	20	26	10.0	10 pcs.	Metal (ML)	166-31602
PCS16-90FMC-M20	16	M20	11.5	24	26	13.0	10 pcs.	Metal (ML)	166-31603
PCS20-90FMC-M20	20	M20	15.3	24	29	13.0	10 pcs.	Metal (ML)	166-31604
PCS25-90FMC-M25	25	M25	19.1	30	35	14.0	10 pcs.	Metal (ML)	166-31605
PCS32-90FMC-M32	32	M32	26.0	36	42	15.0	2 pcs.	Metal (ML)	166-31606

All dimensions in mm. Subject to technical changes.
Minimum Order Quantity (MOQ) may differ from package content.



Fittings for metallic conduits with plastic coating

- **PCS-PCS Compression Coupler, IP65**

Nickel plated brass.

Fulfils IP65.

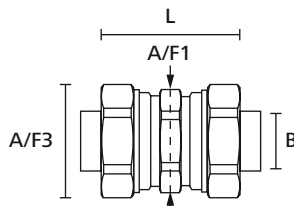
Features and Benefits

- Multipart compression coupler including polyamide seal
- Joins two conduits
- Provides excellent tensile strength



HeliaGuard PCS-PCS Compression Coupler.

MATERIAL	Nickel Plated Brass (NPB), Polyamide 6 (PA6)
Operating Temperature	-40 °C to +135 °C



HeliaGuard compression coupler

TYPE	Nominal Ø	Min. Bore Size (B)	Length (L)	A/F Body (A/F1)	A/F Nut (A/F3)	Pack Cont.	Colour	Article-No.
PCS20-PCS20	20	15.3	39.5	26	29	10 pcs.	Metal (ML)	166-31700
PCS25-PCS25	25	19.1	46.9	33	35	10 pcs.	Metal (ML)	166-31701

All dimensions in mm. Subject to technical changes.

Minimum Order Quantity (MOQ) may differ from package content.



Fittings for metallic conduits with plastic coating

- PCS-SCG Straight Cable Gland fitting, IP65

External thread, nickel plated brass.

Fulfils IP65.

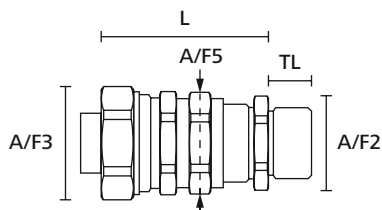
Features and Benefits

- Multipart compression fitting including elastomeric seal
- Powerful strain relief function
- Seals cable at IP68 and IP69k
- Provides excellent tensile strength



PCS-SCG Compression Fitting with Strain Relief and Cable Seal.

MATERIAL	Polyamide 6.6 (PA66), Nickel Plated Brass (NPB), Thermoplastic Elastomer (TPE)
Operating Temperature	-40 °C to +135 °C



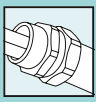
HeliaGuard compression fitting, straight cable gland

TYPE	Nominal Ø	Thread Size	Suitable for Cable Ø from/to	Length (L)	A/F Thread (A/F2)	A/F Nut (A/F3)	A/F Gland Body (A/F5)	Thread Length (TL)	Pack Cont.	Colour	Article-No.
PCS16-SCG-M16	16	M16	4.5 - 10	55	20	26	22	12.0	10 pcs.	Metal (ML)	166-36101
PCS20-SCG-M20	20	M20	7 - 13	58	24	29	26	12.0	10 pcs.	Metal (ML)	166-36102
PCS25-SCG-M25	25	M25	9 - 17	65	29	35	33	12.0	10 pcs.	Metal (ML)	166-36103
PCS32-SCG-M32	32	M32	11 - 21	78	36	42	40	15.0	2 pcs.	Metal (ML)	166-36104

All dimensions in mm. Subject to technical changes.

Minimum Order Quantity (MOQ) may differ from package content.

To ensure the protective seal, it is recommended to use a thread sealant on the thread between the cable gland insert and the conduit fitting.



Fittings for metallic conduits with plastic coating

• PCS-EI End Insert

Nickel plated brass.

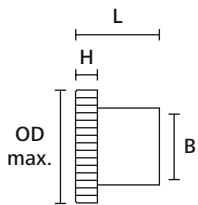
Features and Benefits

- Single part
- Caps end of conduit



HeliaGuard PCS-EI End Insert.

MATERIAL	Nickel Plated Brass (NPB)
Operating Temperature	-100 °C to +300 °C



HeliaGuard fitting, end insert

TYPE	Nominal Ø	Min. Bore Size (B)	Length (L)	Outside Ø max (OD max.)	Height (H)	Pack Cont.	Colour	Article-No.
PCS10-EI	10	5.6	16.3	13.8	3.6	10 pcs.	Metal (ML)	166-31800
PCS12-EI	12	8.6	16.3	16.1	3.6	10 pcs.	Metal (ML)	166-31801
PCS16-EI	16	11.5	21.3	20.0	4.3	10 pcs.	Metal (ML)	166-31802
PCS20-EI	20	15.3	23.0	22.9	4.5	10 pcs.	Metal (ML)	166-31803
PCS25-EI	25	19.1	27.5	28.7	6.1	10 pcs.	Metal (ML)	166-31804
PCS32-EI	32	26.0	30.0	35.0	6.6	2 pcs.	Metal (ML)	166-31805
PCS40-EI	40	34.6	28.0	47.5	9.0	2 pcs.	Metal (ML)	166-31806
PCS50-EI	50	44.7	30.0	57.9	10.4	2 pcs.	Metal (ML)	166-31807

All dimensions in mm. Subject to technical changes.
Minimum Order Quantity (MOQ) may differ from package content.



Metallic conduits with liquid-tight cover

- **LTS Galvanised Steel Conduit, PVC Cover**

Machine tools or outdoor installations, wherever liquid-tight (IP68) is a requirement.

Features and Benefits

- Liquid-tight (IP68 and IP69k with LTS fittings)
- High compression, tensile and impact strength
- Good flexibility
- Smooth outer cover does not wrinkle when bent
- Good resistance to acids, petrol, oils and greases
- UV-resistant, suitable for outdoor use
- Colour: black

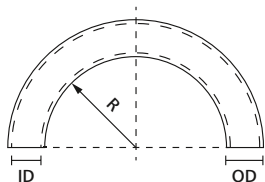


HelaGuard LTS.

Liquid-tight conduits with polyurethane (PU) cover also available.

MATERIAL	Galvanised Steel (GS), Polyvinylchloride (PVC)
Operating Temperature	-20 °C to +105 °C
Specifications	Lloyd's Register

RoHS ✓



HelaGuard liquid-tight metallic conduit, plastic coating



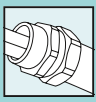
HelaGuard LTS galvanised steel conduit with a smooth, liquid-tight PVC cover is ideal for outdoor installations.

TYPE	Nominal Ø	US Trade Size	Outside Ø (OD)	Inside Ø (ID)	Min. Bending Radius (R)	Weight (g/m)	Reel Length	Colour	Article-No.
LTS10	10	1/4 "	11.8	7.0	35	185	50 m	Black (BK)	166-31900
LTS12	12	5/16 "	14.2	10.0	40	203	25 m	Black (BK)	166-31901
LTS16	16	3/8 "	17.8	12.6	45	311	25 m	Black (BK)	166-31902
	16	3/8 "	17.8	12.6	45	311	25 m	Grey (GY)	166-31917
LTS20	20	1/2 "	21.1	16.0	65	407	25 m	Black (BK)	166-31903
	20	1/2 "	21.1	16.0	65	407	25 m	Grey (GY)	166-31918
LTS25	25	3/4 "	26.4	21.1	100	503	25 m	Black (BK)	166-31904
	25	3/4 "	26.4	21.1	100	503	25 m	Grey (GY)	166-31919
LTS32	32	1 "	33.1	26.5	135	732	25 m	Black (BK)	166-31905
	32	1 "	33.1	26.5	135	732	25 m	Grey (GY)	166-31921
LTS40	40	1 1/4 "	41.8	35.4	175	885	25 m	Black (BK)	166-31906
	40	1 1/4 "	41.8	35.4	175	885	25 m	Grey (GY)	166-31927
LTS50	50	1 1/2 "	47.9	40.4	230	1,240	25 m	Black (BK)	166-31907
LTS63	63	2 "	59.7	51.6	280	1,470	10 m	Black (BK)	166-31908

All dimensions in mm. Subject to technical changes. Other reel lengths available on request. Minimum Order Quantity (MOQ) may differ from package content.



Please note! Not all products listed on this page may have this approval.



Metallic conduits with liquid-tight cover

- **LTSH Galvanised Steel Conduit, Thermoplastic Cover**

Machine tools or outdoor installations wherever flame retardance or low or high temperature resistance is required.

Features and Benefits

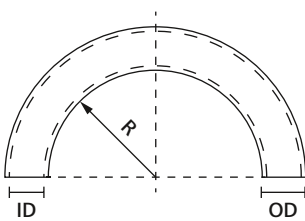
- Liquid-tight (IP68 and IP69k with LTS fittings)
- Flame-retardant
- High compression, tensile and impact strength
- Good flexibility
- Smooth outer cover does not wrinkle when bent
- Good resistance to acids, petrol, oils and greases
- UV-resistant, suitable for outdoor use
- Colour: black



HelaGuard LTSH.



HelaGuard LTSH galvanised steel conduit with a smooth, liquid-tight thermoplastic rubber cover offers very good resistance to oils, greases, petrol, acids and UV.



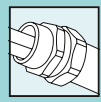
HelaGuard liquid-tight metallic conduit, plastic coating

MATERIAL	Galvanised Steel (GS), Thermoplastic Rubber (TPR)
Operating Temperature	-60 °C to +150 °C



TYPE	Nominal Ø	US Trade Size	Outside Ø (OD)	Inside Ø (ID)	Min. Bending Radius (R)	Weight (g/m)	Reel Length	Colour	Article-No.
LTSH12	12	5/16 "	14.2	10.0	40	203	25 m	Black (BK)	166-32001
LTSH16	16	3/8 "	17.8	12.6	45	311	25 m	Black (BK)	166-32002
LTSH20	20	1/2 "	21.1	16.0	65	407	25 m	Black (BK)	166-32003
LTSH25	25	3/4 "	26.4	21.1	100	445	25 m	Black (BK)	166-32004
LTSH32	32	1 "	33.1	26.5	135	666	25 m	Black (BK)	166-32005
LTSH40	40	1 1/4 "	41.8	35.4	175	793	10 m	Black (BK)	166-32006
LTSH50	50	1 1/2 "	47.9	40.4	230	1,071	10 m	Black (BK)	166-32007

All dimensions in mm. Subject to technical changes.
Other reel lengths available on request. Minimum Order Quantity (MOQ) may differ from package content.



Metallic conduits with liquid-tight cover

- LTSUL, Galvanised Steel Conduit, PVC Cover, UL Listed

Machine tools or outdoor installations, liquid-tight applications where UL listing is required.

Features and Benefits

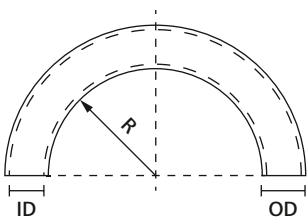
- Liquid-tight (IP68 and IP69k with LTS fittings)
- UL-listed and CSA approved
- High compression, tensile and impact strength
- Good flexibility
- Smooth outer cover does not wrinkle when bent
- Good resistance to acids, petrol, oils and greases
- UV-resistant, suitable for outdoor use
- Colour: black



HelaGuard LTSUL.



The HelaGuard LTSUL galvanised steel conduit with a PVC Cover is UL listed and typically used on drilling platforms.



HelaGuard liquid-tight metallic conduit, plastic coating

MATERIAL	Galvanised Steel (GS), Polyvinylchloride (PVC), Copper (CU)
Operating Temperature	-15 °C to +75 °C
Specifications	CSA, UL: Listed

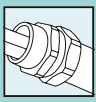


TYPE	Nominal Ø	US Trade Size	Outside Ø (OD)	Inside Ø (ID)	Min. Bending Radius (R)	Weight (g/m)	Reel Length	Colour	Article-No.
LTSUL16	16	3/8 "	17.8	12.6	50	432	25 m	Black (BK)	166-32100
LTSUL20	20	1/2 "	21.1	16.0	90	477	25 m	Black (BK)	166-32101
LTSUL25	25	3/4 "	26.4	21.1	110	789	25 m	Black (BK)	166-32102
LTSUL32	32	1 "	33.1	26.5	140	1,221	15 m	Black (BK)	166-32103
LTSUL40	40	1 1/4 "	41.8	35.4	180	1,519	15 m	Black (BK)	166-32104
LTSUL50	50	1 1/2 "	47.9	40.4	230	1,846	15 m	Black (BK)	166-32105
LTSUL63	63	2 "	59.7	51.6	280	2,159	15 m	Black (BK)	166-32106

All dimensions in mm. Subject to technical changes. Other reel lengths available on request. Minimum Order Quantity (MOQ) may differ from package content.



Please note! Not all products listed on this page may have this approval.



Fittings for metallic conduits with liquid-tight cover

- **LTS-FMC Fixed Thread Compression Fitting, IP68**

External thread, nickel plated brass.

Fulfils IP66, IP67, IP68 and IP69k.

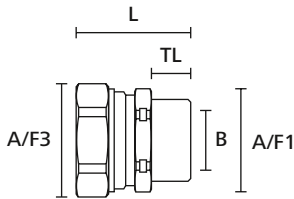
Features and Benefits

- Multipart compression fitting including elastomeric seal
- Provides excellent tensile strength
- Can be used for knockouts or threaded entries as fitting rotates until tightened



HeliaGuard LTS-FMC Compression Fitting.

MATERIAL	Nickel Plated Brass (NPB), Polyamide 6 (PA6)
Operating Temperature	-40 °C to +135 °C

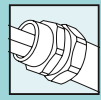


HeliaGuard compression fitting, straight with fixed external thread

TYPE	Nominal Ø	Thread Size	Min. Bore Size (B)	Length (L)	A/F Body (A/F1)	A/F Nut (A/F3)	Thread Length (TL)	Pack Cont.	Colour	Article-No.
LTS10-FMC-M12	10	M12	5.6	29.8	20	20	10.0	10 pcs.	Metal (ML)	166-32200
LTS10-FMC-M16	10	M16	5.6	29.8	20	20	10.0	10 pcs.	Metal (ML)	166-32201
LTS12-FMC-M16	12	M16	8.6	29.8	20	22	10.0	10 pcs.	Metal (ML)	166-32203
LTS16-FMC-M16	16	M16	10.7	33.0	24	26	12.0	10 pcs.	Metal (ML)	166-32204
LTS16-FMC-M20	16	M20	10.7	33.0	24	26	12.0	10 pcs.	Metal (ML)	166-32205
LTS16-FMC-PG11	16	PG11	10.7	31.0	24	26	10.0	10 pcs.	Metal (ML)	166-32212
LTS16-FMC-PG13	16	PG13.5	10.7	31.0	24	26	10.0	10 pcs.	Metal (ML)	166-32216
LTS20-FMC-M20	20	M20	14.5	33.5	26	29	12.0	10 pcs.	Metal (ML)	166-32206
LTS20-FMC-PG16	20	PG16	14.5	32.5	26	29	11.0	10 pcs.	Metal (ML)	166-32213
LTS25-FMC-M25	25	M25	18.0	40.5	33	35	14.0	10 pcs.	Metal (ML)	166-32207
LTS25-FMC-PG21	25	PG21	18.0	38.5	33	35	12.0	10 pcs.	Metal (ML)	166-32214
LTS32-FMC-M32	32	M32	24.6	45.8	40	42	15.0	2 pcs.	Metal (ML)	166-32208
LTS32-FMC-PG29	32	PG29	24.6	42.8	40	42	12.0	2 pcs.	Metal (ML)	166-32215
LTS40-FMC-M40	40	M40	32.7	47.5	50	52	16.0	1 pcs.	Metal (ML)	166-32209
LTS50-FMC-M50	50	M50	37.7	53.0	58	58	18.0	1 pcs.	Metal (ML)	166-32210
LTS63-FMC-M63	63	M63	49.0	58.8	70	70	20.0	1 pcs.	Metal (ML)	166-32211

All dimensions in mm. Subject to technical changes.

Minimum Order Quantity (MOQ) may differ from package content.



Fittings for metallic conduits with liquid-tight cover

- **LTS-SMC Swivel Thread Compression Fitting, IP68**

External thread, nickel plated brass.

Fulfils IP66, IP67, IP68 and IP69k.

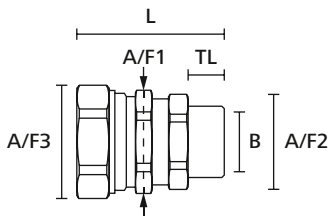
Features and Benefits

- Multipart compression fitting including polyamide seal
- Provides excellent tensile strength
- External thread swivels about main body even after tightening



HeliaGuard LTS-SMC Swivel Compression Fitting.

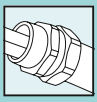
MATERIAL	Nickel Plated Brass (NPB), Polyamide 6 (PA6)
Operating Temperature	-40 °C to +135 °C



HeliaGuard compression fitting, straight with swivel external thread

TYPE	Nominal Ø	Thread Size	Min. Bore Size (B)	Length (L)	A/F Body (A/F1)	A/F Thread (A/F2)	A/F Nut (A/F3)	Thread Length (TL)	Pack Cont.	Colour	Article-No.
LTS12-SMC-M16	12	M16	8.6	39.0	20	20	22	10.0	10 pcs.	Metal (ML)	166-32300
LTS16-SMC-M16	16	M16	10.7	40.9	24	24	26	10.0	10 pcs.	Metal (ML)	166-32301
LTS16-SMC-M20	16	M20	10.7	41.0	24	24	26	10.0	10 pcs.	Metal (ML)	166-32302
LTS20-SMC-M20	20	M20	14.5	41.8	26	26	29	10.0	10 pcs.	Metal (ML)	166-32303
LTS25-SMC-M25	25	M25	18.0	50.7	33	29	35	12.0	10 pcs.	Metal (ML)	166-32304
LTS32-SMC-M32	32	M32	24.6	56.9	40	38	42	13.0	2 pcs.	Metal (ML)	166-32305

All dimensions in mm. Subject to technical changes.
Minimum Order Quantity (MOQ) may differ from package content.



Fittings for metallic conduits with liquid-tight cover

- LTS-90FMC 90° Elbow compression fitting, IP68

External thread, nickel plated brass.

Fulfils IP66, IP67, IP68 and IP69k.

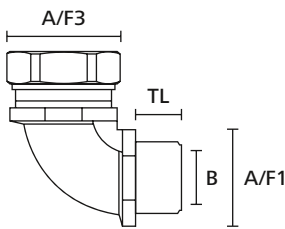
Features and Benefits

- Multipart 90° compression fitting including polyamide seal
- Provides excellent tensile strength



HeliaGuard LTS-90FMC 90° Elbow Compression Fitting.

MATERIAL	Nickel Plated Brass (NPB), Polyamide 6 (PA6)
Operating Temperature	-40 °C to +135 °C



HeliaGuard compression fitting, 90° with fixed external thread

TYPE	Nominal Ø	Thread Size	Min. Bore Size (B)	A/F Body (A/F1)	A/F Nut (A/F3)	Thread Length (TL)	Pack Cont.	Colour	Article-No.
LTS12-90FMC-M16	12	M16	8.6	20	22	10.0	10 pcs.	Metal (ML)	166-32400
LTS16-90FMC-M16	16	M16	10.7	20	26	10.0	10 pcs.	Metal (ML)	166-32401
LTS16-90FMC-M20	16	M20	10.7	24	26	13.0	10 pcs.	Metal (ML)	166-32402
LTS20-90FMC-M20	20	M20	14.5	24	29	13.0	10 pcs.	Metal (ML)	166-32403
LTS25-90FMC-M25	25	M25	18.0	30	35	14.0	10 pcs.	Metal (ML)	166-32404
LTS32-90FMC-M32	32	M32	24.6	36	42	15.0	2 pcs.	Metal (ML)	166-32405
LTS40-90FMC-M40	40	M40	32.7	46	52	18.0	1 pcs.	Metal (ML)	166-32406
LTS50-90FMC-M50	50	M50	37.7	57	58	18.0	1 pcs.	Metal (ML)	166-32407
LTS63-90FMC-M63	63	M63	49.0	72	70	20.0	1 pcs.	Metal (ML)	166-32408

All dimensions in mm. Subject to technical changes.

Minimum Order Quantity (MOQ) may differ from package content.



Fittings for metallic conduits with liquid-tight cover

- LTS-45FMC 45° Elbow Compression Fitting, IP68**

External thread, nickel plated brass.

Fulfils IP66, IP67, IP68 and IP69k.

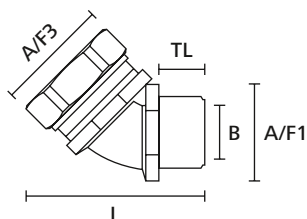
Features and Benefits

- Multipart 45° compression fitting including polyamide seal
- Provides excellent tensile strength



HeliaGuard LTS-45FMC 45° Elbow Compression Fitting.

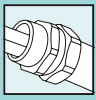
MATERIAL	Nickel Plated Brass (NPB), Polyamide 6 (PA6)
Operating Temperature	-40 °C to +135 °C



HeliaGuard compression fitting, 45° with fixed external thread

TYPE	Nominal Ø	Thread Size	Min. Bore Size (B)	Length (L)	A/F Body (A/F1)	A/F Nut (A/F3)	Thread Length (TL)	Pack Cont.	Colour	Article-No.
LTS16-45FMC-M20	16	M20	10.7	44.8	24	26	13.0	10 pcs.	Metal (ML)	166-32500
LTS20-45FMC-M20	20	M20	14.5	49.5	24	29	13.0	10 pcs.	Metal (ML)	166-32501
LTS25-45FMC-M25	25	M25	18.0	63.0	30	35	14.0	10 pcs.	Metal (ML)	166-32502
LTS32-45FMC-M32	32	M32	24.6	76.6	36	42	15.0	2 pcs.	Metal (ML)	166-32503
LTS40-45FMC-M40	40	M40	32.7	86.9	47	57	18.0	1 pcs.	Metal (ML)	166-32504
LTS50-45FMC-M50	50	M50	37.7	93.4	61	62	18.0	1 pcs.	Metal (ML)	166-32505
LTS63-45FMC-M63	63	M63	49.0	111.0	67	76	20.0	1 pcs.	Metal (ML)	166-32506

All dimensions in mm. Subject to technical changes.
Minimum Order Quantity (MOQ) may differ from package content.



Fittings for metallic conduits with liquid-tight cover

- LTS-LTS Compression Coupler, IP68

Nickel plated brass.

Fulfils IP66, IP67, IP68 and IP69k.

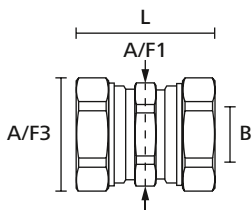
Features and Benefits

- Multipart compression coupler including polyamide seal
- Joins two conduits
- Provides excellent tensile strength



HeliaGuard LTS-LTS Compression Coupler.

MATERIAL	Nickel Plated Brass (NPB), Polyamide 6 (PA6)
Operating Temperature	-40 °C to +135 °C



HeliaGuard compression coupler

TYPE	Nominal Ø	Min. Bore Size (B)	Length (L)	A/F Body (A/F1)	A/F Nut (A/F3)	Pack Cont.	Colour	Article-No.
LTS20-LTS20	20	14.5	39.5	26	29	10 pcs.	Metal (ML)	166-32600
LTS25-LTS25	25	18.0	46.9	33	35	10 pcs.	Metal (ML)	166-32601

All dimensions in mm. Subject to technical changes.
Minimum Order Quantity (MOQ) may differ from package content.



Fittings for metallic conduits with liquid-tight cover

- **LTS-SCG Straight cable gland fitting, IP68**

External thread, nickel plated brass.

Fulfils IP66, IP67, IP68 and IP69k.

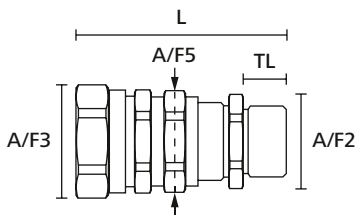
Features and Benefits

- Multipart compression fitting including elastomeric seal
- Powerful strain relief function
- Seals cable at IP68 and IP69k
- Provides excellent tensile strength



LTS-SCG Compression Fitting with Strain Relief and Cable Seal.

MATERIAL	Polyamide 6.6 (PA66), Nickel Plated Brass (NPB), Thermoplastic Elastomer (TPE)
Operating Temperature	-40 °C to +135 °C



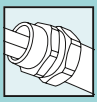
HeloGuard fitting, straight cable gland

TYPE	Nominal Ø	Thread Size	Suitable for Cable Ø from/to	Length (L)	A/F Thread (A/F2)	A/F Nut (A/F3)	A/F Gland Body (A/F5)	Thread Length (TL)	Pack Cont.	Colour	Article-No.
LTS16-SCG-M16	16	M16	4.5 - 10	55	20	26	22	12.0	10 pcs.	Metal (ML)	166-36201
LTS20-SCG-M20	20	M20	7 - 13	58	24	29	26	12.0	10 pcs.	Metal (ML)	166-36202
LTS25-SCG-M25	25	M25	9 - 17	65	29	35	33	12.0	10 pcs.	Metal (ML)	166-36203
LTS32-SCG-M32	32	M32	11 - 21	78	36	42	40	15.0	2 pcs.	Metal (ML)	166-36204

All dimensions in mm. Subject to technical changes.

Minimum Order Quantity (MOQ) may differ from package content.

To ensure the protective seal, it is recommended to use a thread sealant on the thread between the cable gland insert and the conduit fitting.



Fittings for metallic conduits with liquid-tight cover

- **LTS-EI End Insert**

Nickel plated brass.

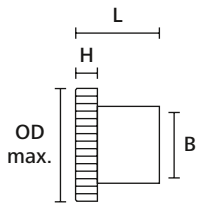
Features and Benefits

- Single part
- Caps end of conduit



HeliaGuard LTS-EI End Insert.

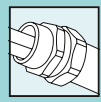
MATERIAL	Nickel Plated Brass (NPB)
Operating Temperature	-100 °C to +300 °C



HeliaGuard fitting, end insert

TYPE	Nominal Ø	Min. Bore Size (B)	Length (L)	Outside Ø max (OD max.)	Height (H)	Pack Cont.	Colour	Article-No.
LTS10-EI	10	5.6	16.3	13.8	3.6	10 pcs.	Metal (ML)	166-32700
LTS12-EI	12	8.6	16.3	16.1	3.6	10 pcs.	Metal (ML)	166-32701
LTS16-EI	16	10.7	16.5	20.0	4.5	10 pcs.	Metal (ML)	166-32702
LTS20-EI	20	14.5	17.0	22.9	4.5	10 pcs.	Metal (ML)	166-32703
LTS25-EI	25	18.0	21.5	28.7	6.1	10 pcs.	Metal (ML)	166-32704
LTS32-EI	32	24.6	24.0	35.0	6.6	2 pcs.	Metal (ML)	166-32705
LTS40-EI	40	32.7	28.0	45.0	8.1	1 pcs.	Metal (ML)	166-32706
LTS50-EI	50	37.7	30.0	51.0	8.1	1 pcs.	Metal (ML)	166-32707
LTS63-EI	63	49.0	35.0	63.0	10.1	1 pcs.	Metal (ML)	166-32708

All dimensions in mm. Subject to technical changes.
Minimum Order Quantity (MOQ) may differ from package content.



Metallic conduits with plastic coating and metallic overbraid

- PCSB Galvanised Steel Conduit, PVC Coating, Galvanised Steel Overbraid

Industrial environments where higher abrasion resistance or EMC screening are required.

Features and Benefits

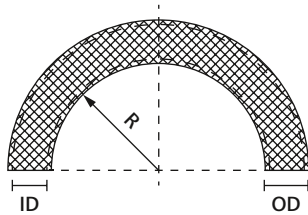
- High compression, tensile and impact strength
- Very high abrasion resistance
- Very flexible
- Provides EMC screening



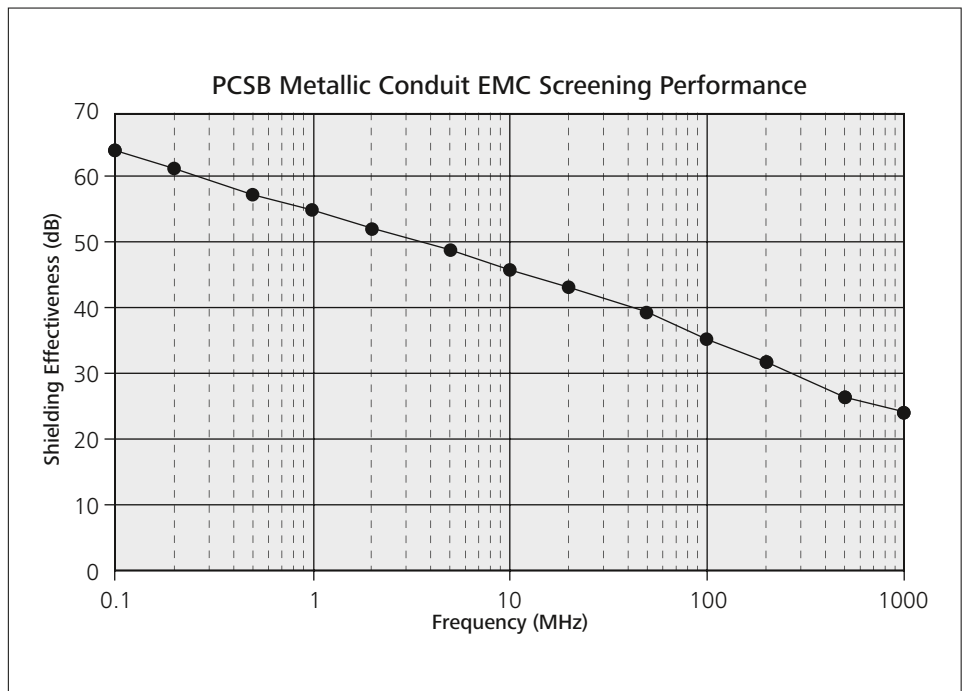
The HelaGuard PCSB galvanised steel conduit with a PVC coating galvanised steel overbraid offers high abrasion resistance and EMC screening.

Stainless steel and tinned copper braiding is also available.

MATERIAL	Galvanised Steel (GS), Polyvinylchloride (PVC)
Operating Temperature	-15 °C to +70 °C



HelaGuard metallic conduit, plastic coating and metallic braid



TYPE	Nominal Ø	Outside Ø (OD)	Inside Ø (ID)	Min. Bending Radius (R)	Weight (g/m)	Reel Length	Colour	Article-No.
PCSB12	12	15.2	10.2	30	252	25 m	Metal (ML)	166-33600
PCSB16	16	18.2	13.0	40	348	25 m	Metal (ML)	166-33601
PCSB20	20	22.7	16.9	45	530	25 m	Metal (ML)	166-33602
PCSB25	25	27.2	21.1	55	614	25 m	Metal (ML)	166-33603
PCSB32	32	35.2	28.1	70	832	25 m	Metal (ML)	166-33604
PCSB40	40	45.7	37.6	80	1,286	10 m	Metal (ML)	166-33605
PCSB50	50	57.7	48.4	90	1,736	10 m	Metal (ML)	166-33606

All dimensions in mm. Subject to technical changes.
Other reel lengths available on request. Minimum Order Quantity (MOQ) may differ from package content.



Fittings for metallic conduits with plastic coating and metallic overbraid

- PCSB-FM Fixed External Thread, IP54

Fixed external thread, nickel plated brass.

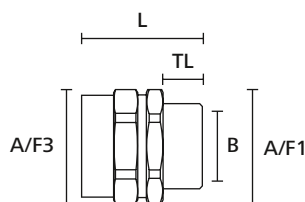
Features and Benefits

- Two-part fitting of shell and body with external thread
- Provides tight, reliable hold of conduit
- Can be secured with locknut



HeloGuard PCSB-FM Fixed External Thread.

MATERIAL	Nickel Plated Brass (NPB)
Operating Temperature	-100 °C to +300 °C



HeloGuard fitting, straight with fixed external thread

TYPE	Nominal Ø	Thread Size	Min. Bore Size (B)	Length (L)	A/F Body (A/F1)	A/F Nut (A/F3)	Thread Length (TL)	Pack Cont.	Colour	Article-No.
PCSB12-FM-M16	12	M16	8.5	26.0	17	17	8.0	10 pcs.	Metal (ML)	166-33800
PCSB12-FM-PG9	12	PG9	8.5	26.0	17	17	8.0	10 pcs.	Metal (ML)	166-33808
PCSB16-FM-M16	16	M16	11.5	28.0	20	20	10.0	10 pcs.	Metal (ML)	166-33801
PCSB16-FM-M20	16	M20	11.5	28.0	22	20	10.0	10 pcs.	Metal (ML)	166-33802
PCSB16-FM-PG11	16	PG11	11.5	28.0	20	20	10.0	10 pcs.	Metal (ML)	166-33809
PCSB20-FM-M20	20	M20	15.3	30.8	24	26	10.0	10 pcs.	Metal (ML)	166-33803
PCSB20-FM-PG16	20	PG16	15.3	30.8	24	26	10.0	10 pcs.	Metal (ML)	166-33810
PCSB25-FM-M25	25	M25	19.1	34.5	29	30	12.0	10 pcs.	Metal (ML)	166-33804
PCSB32-FM-M32	32	M32	26.2	39.3	38	38	13.0	2 pcs.	Metal (ML)	166-33805
PCSB25-FM-PG21	25	PG21	19.1	34.5	29	30	12.0	10 pcs.	Metal (ML)	166-33811
PCSB32-FM-PG29	32	PG29	26.2	39.3	38	38	13.0	2 pcs.	Metal (ML)	166-33812
PCSB40-FM-M40	40	M40	34.2	42.8	48	50	14.0	1 pcs.	Metal (ML)	166-33806
PCSB40-FM-PG36	40	PG36	34.2	42.8	48	50	14.0	1 pcs.	Metal (ML)	166-33813
PCSB50-FM-M50	50	M50	44.8	48.0	58	61	15.0	1 pcs.	Metal (ML)	166-33807

All dimensions in mm. Subject to technical changes.

Minimum Order Quantity (MOQ) may differ from package content.



Fittings for metallic conduits with plastic coating and metallic overbraid

- PCSB-SM Swivel External Thread, IP54

Swivel external thread, nickel plated brass.

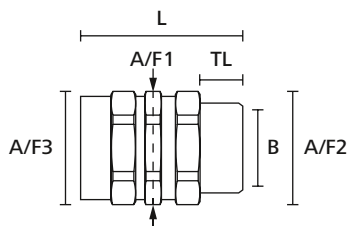
Features and Benefits

- Two-part fitting of shell and body with external thread
- External thread swivels about main body
- Provides tight, reliable hold of conduit
- Can be secured with locknut



HelaGuard PCSB-SM Swivel External Thread.

MATERIAL	Nickel Plated Brass (NPB)
Operating Temperature	-100 °C to +300 °C



HelaGuard fitting, straight with swivel external thread

TYPE	Nominal Ø	Thread Size	Min. Bore Size (B)	Length (L)	A/F Body (A/F1)	A/F Thread (A/F2)	A/F Nut (A/F3)	Thread Length (TL)	Pack Cont.	Colour	Article-No.
PCSB12-SM-M16	12	M16	8.5	36.2	17	17	17	9.0	10 pcs.	Metal (ML)	166-33900
PCSB12-SM-PG9	12	PG9	8.5	36.2	17	17	17	9.0	10 pcs.	Metal (ML)	166-33908
PCSB16-SM-M16	16	M16	11.5	38.1	20	20	20	10.0	10 pcs.	Metal (ML)	166-33901
PCSB16-SM-M20	16	M20	11.5	38.1	20	22	20	10.0	10 pcs.	Metal (ML)	166-33902
PCSB16-SM-PG11	16	PG11	11.5	38.1	20	20	20	10.0	10 pcs.	Metal (ML)	166-33909
PCSB20-SM-M20	20	M20	15.3	40.0	26	24	24	10.0	10 pcs.	Metal (ML)	166-33903
PCSB20-SM-PG16	20	PG16	15.3	40.0	26	24	24	10.0	10 pcs.	Metal (ML)	166-33910
PCSB25-SM-M25	25	M25	19.1	47.2	30	29	29	12.0	10 pcs.	Metal (ML)	166-33904
PCSB25-SM-PG21	25	PG21	19.1	47.2	30	29	29	12.0	10 pcs.	Metal (ML)	166-33911
PCSB32-SM-M32	32	M32	26.0	52.6	38	38	38	13.0	2 pcs.	Metal (ML)	166-33905
PCSB32-SM-PG29	32	PG29	26.0	52.6	38	38	38	13.0	2 pcs.	Metal (ML)	166-33912
PCSB40-SM-M40	40	M40	34.6	57.8	50	48	48	14.0	1 pcs.	Metal (ML)	166-33906
PCSB40-SM-PG36	40	PG36	34.6	57.8	50	48	48	14.0	1 pcs.	Metal (ML)	166-33913
PCSB50-SM-M50	50	M50	44.7	60.2	60	58	58	15.0	1 pcs.	Metal (ML)	166-33907
PCSB50-SM-PG42	50	PG42	44.7	60.2	60	58	58	15.0	1 pcs.	Metal (ML)	166-33914

All dimensions in mm. Subject to technical changes.
Minimum Order Quantity (MOQ) may differ from package content.



Fittings for metallic conduits with plastic coating and metallic overbraid

- **PCSB-PC Plain Hole Connector, IP54**

Plain hole connector, nickel plated brass.

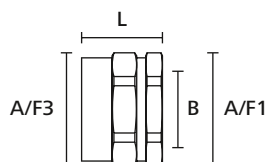
Features and Benefits

- Two part fitting of shell and body without thread
- Acts as a locking device
- The body is fitted to the conduit through the opposite side of the entry
- Provides a smooth entry bush



HelasGuard PCSB-PC Plain Hole Connector.

MATERIAL	Nickel Plated Brass (NPB)
Operating Temperature	-100 °C to +300 °C

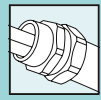


HelasGuard fitting, plain hole connector

TYPE	Nominal Ø	Min. Bore Size (B)	Length (L)	A/F Body (A/F1)	A/F Nut (A/F3)	Pack Cont.	Colour	Article-No.
PCSB12-PC	12	8.5	18.0	17	17	10 pcs.	Metal (ML)	166-34000
PCSB16-PC	16	11.5	18.0	20	20	10 pcs.	Metal (ML)	166-34001
PCSB20-PC	20	15.3	21.0	24	26	10 pcs.	Metal (ML)	166-34002
PCSB25-PC	25	19.1	23.5	29	30	10 pcs.	Metal (ML)	166-34003
PCSB32-PC	32	26.0	26.3	38	38	2 pcs.	Metal (ML)	166-34004
PCSB40-PC	40	34.6	28.8	48	50	1 pcs.	Metal (ML)	166-34005
PCSB50-PC	50	44.7	33.0	58	60	1 pcs.	Metal (ML)	166-34006

All dimensions in mm. Subject to technical changes.

Minimum Order Quantity (MOQ) may differ from package content.



Fittings for metallic conduits with plastic coating and metallic overbraid

- PCSB-FMC Fixed Thread Compression Fitting, IP65

Fixed external thread, nickel plated brass.

Fulfils IP65.

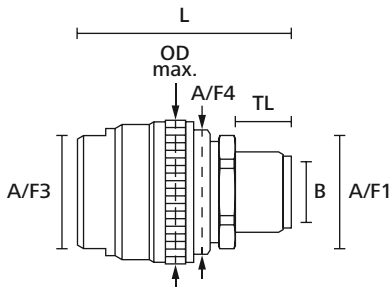
Features and Benefits

- Multipart compression fitting including elastomeric seal
- Braid is locked between inner and outer compression nuts
- Provides very good electrical continuity
- Provides excellent tensile strength
- Can be used for knockouts or threaded entries as fitting rotates until tightened



HeloGuard PCSB-FMC Fixed Compression Fitting.

MATERIAL	Nickel Plated Brass (NPB), Polyamide 6 (PA6)
Operating Temperature	-40 °C to +135 °C



HeloGuard compression fitting, straight with fixed external thread

TYPE	Nominal Ø	Thread Size	Min. Bore Size (B)	Length (L)	Outside Ø max (OD max.)	A/F Body (A/F1)	A/F Nut (A/F3)	A/F Inner Nut (A/F4)	Thread Length (TL)	Pack Cont.	Colour	Article-No.
PCSB16-FMC-M16	16	M16	11.5	47.0	32.6	24	24	26	12.0	10 pcs.	Metal (ML)	166-34100
PCSB16-FMC-M20	16	M20	11.5	49.0	32.6	24	24	26	14.0	10 pcs.	Metal (ML)	166-34101
PCSB16-FMC-PG11	16	PG11	11.5	47.0	32.6	24	24	26	12.0	10 pcs.	Metal (ML)	166-34105
PCSB20-FMC-M20	20	M20	15.3	51.0	35.6	26	28	29	14.0	10 pcs.	Metal (ML)	166-34102
PCSB20-FMC-PG16	20	PG16	15.3	51.0	35.6	26	28	29	14.0	10 pcs.	Metal (ML)	166-34106
PCSB25-FMC-M25	25	M25	19.1	58.0	41.8	33	34	36	15.0	10 pcs.	Metal (ML)	166-34103
PCSB25-FMC-PG21	25	PG21	19.1	58.0	41.8	33	34	36	15.0	10 pcs.	Metal (ML)	166-34107
PCSB32-FMC-M32	32	M32	26.0	63.0	48.6	40	41	42	16.0	2 pcs.	Metal (ML)	166-34104
PCSB32-FMC-PG29	32	PG29	26.0	63.0	48.6	40	41	42	16.0	2 pcs.	Metal (ML)	166-34108

All dimensions in mm. Subject to technical changes.
Minimum Order Quantity (MOQ) may differ from package content.



Fittings for metallic conduits with plastic coating and metallic overbraid

- **PCSB-SMC Swivel Thread Compression Fitting, IP65**

Swivel external thread, nickel plated brass.

Fulfils IP65.

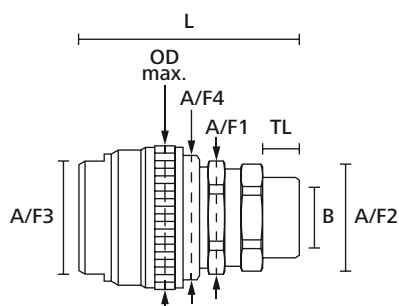
Features and Benefits

- Multipart compression fitting including elastomeric seal
- Braid is locked between inner and outer compression nuts
- Provides very good electrical continuity
- Provides excellent tensile strength
- Can be used for knockouts or threaded entries as fitting rotates until tightened
- External thread swivels about main body even after tightening



HeloGuard PCSB-SMC Swivel Compression Fitting.

MATERIAL	Nickel Plated Brass (NPB), Polyamide 6 (PA6)
Operating Temperature	-40 °C to +135 °C



HeloGuard compression fitting, straight with swivel external thread

TYPE	Nominal Ø	Thread Size	Min. Bore Size (B)	Length (L)	Outside Ø max (OD max.)	A/F Body (A/F1)	A/F Thread (A/F2)	A/F Nut (A/F3)	A/F Inner Nut (A/F4)	Thread Length (TL)	Pack Cont.	Colour	Article-No.
PCSB16-SMC-M16	16	M16	11.5	55.0	32.6	24	20	24	26	10.0	10 pcs.	Metal (ML)	166-34200
PCSB16-SMC-M20	16	M20	11.5	55.0	32.6	24	24	24	26	10.0	10 pcs.	Metal (ML)	166-34201
PCSB20-SMC-M20	20	M20	15.3	57.0	35.6	26	26	28	29	10.0	10 pcs.	Metal (ML)	166-34202
PCSB25-SMC-M25	25	M25	19.1	65.0	41.8	33	33	34	36	12.0	10 pcs.	Metal (ML)	166-34203
PCSB32-SMC-M32	32	M32	26.0	71.0	48.6	40	40	41	42	13.0	2 pcs.	Metal (ML)	166-34204

All dimensions in mm. Subject to technical changes.

Minimum Order Quantity (MOQ) may differ from package content.



Fittings for metallic conduits with plastic coating and metallic overbraid

- PCSB-90FMC 90° Elbow Compression Fitting, IP65

External thread, nickel plated brass.

Fulfils IP65.

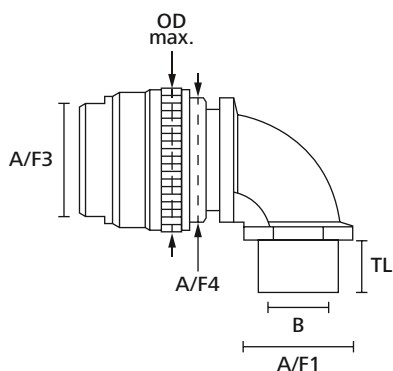
Features and Benefits

- Multipart 90° compression fitting including elastomeric seal
- Braid is locked between inner and outer compression nuts
- Provides very good electrical continuity
- Provides excellent tensile strength



HeloGuard PCSB-90FMC Swivel Compression Fitting.

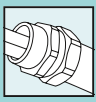
MATERIAL	Nickel Plated Brass (NPB), Polyamide 6 (PA6)
Operating Temperature	-40 °C to +135 °C



HeloGuard compression fitting, 90° with fixed external thread

TYPE	Nominal Ø	Thread Size	Min. Bore Size (B)	Outside Ø max (OD max.)	A/F Body (A/F1)	A/F Nut (A/F3)	A/F Inner Nut (A/F4)	Thread Length (TL)	Pack Cont.	Colour	Article-No.
PCSB16-90FMC-M16	16	M16	11.5	32.6	20	24	26	10.0	10 pcs.	Metal (ML)	166-34300
PCSB16-90FMC-M20	16	M20	11.5	32.6	24	24	26	13.0	10 pcs.	Metal (ML)	166-34301
PCSB20-90FMC-M20	20	M20	15.3	35.6	24	28	29	13.0	10 pcs.	Metal (ML)	166-34302
PCSB25-90FMC-M25	25	M25	19.1	41.8	30	34	36	14.0	10 pcs.	Metal (ML)	166-34303
PCSB32-90FMC-M32	32	M32	26.0	48.6	36	41	42	15.0	2 pcs.	Metal (ML)	166-34304

All dimensions in mm. Subject to technical changes.
Minimum Order Quantity (MOQ) may differ from package content.



Metallic conduits with metallic overbraid

- SCSB Galvanised Steel Conduit, Galvanised Steel Overbraid

Industrial environments and high temperatures.

Features and Benefits

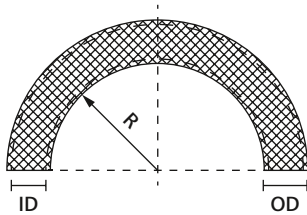
- High compression, tensile and impact strength
- Highly resistant to abrasion
- Very flexible
- Provides EMC screening
- Highly resistant to hot metal swarf and splashes



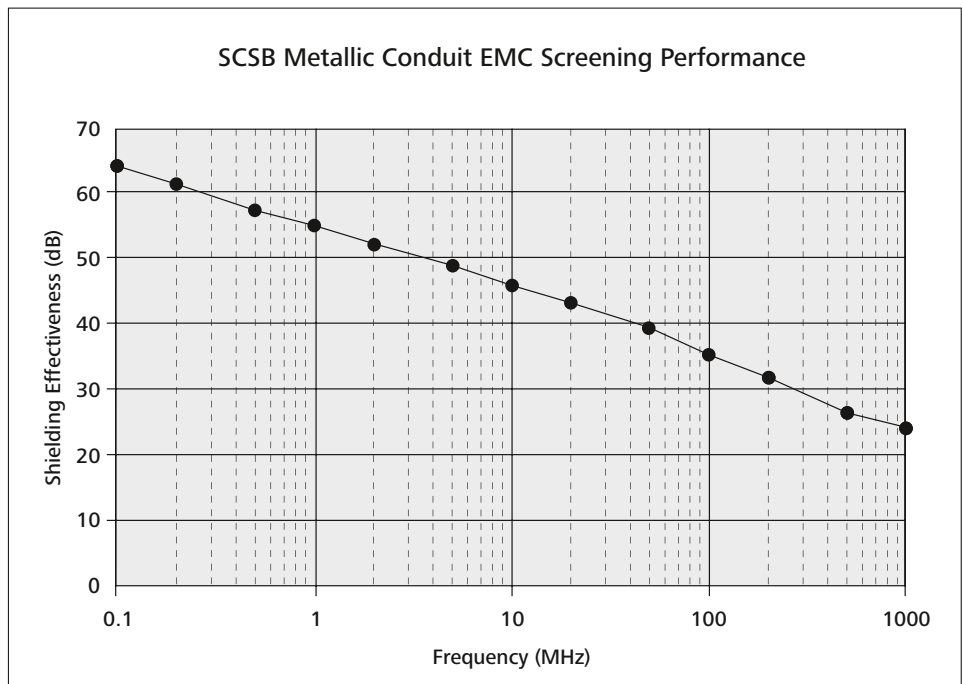
HelaGuard SCSB galvanised steel conduit with galvanised steel overbraid is highly resistant to hot metal swarf and splashes.

Stainless steel and tinned copper braiding is also available.

MATERIAL	Galvanised Steel (GS)
Operating Temperature	-100 °C to +300 °C



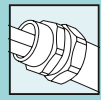
HelaGuard metallic conduit, metallic braid



TYPE	Nominal Ø	Outside Ø (OD)	Inside Ø (ID)	Min. Bending Radius (R)	Weight (g/m)	Reel Length	Colour	Article-No.
SCSB12	12	14.0	10.2	30	232	25 m	Metal (ML)	166-34400
SCSB16	16	17.5	13.0	40	298	25 m	Metal (ML)	166-34401
SCSB20	20	21.5	16.9	45	446	25 m	Metal (ML)	166-34402
SCSB25	25	26.0	21.1	55	503	25 m	Metal (ML)	166-34403
SCSB32	32	34.0	28.1	70	702	25 m	Metal (ML)	166-34404
SCSB40	40	43.5	37.6	80	1,086	10 m	Metal (ML)	166-34405
SCSB50	50	55.0	48.4	90	1,270	10 m	Metal (ML)	166-34406

All dimensions in mm. Subject to technical changes.

Other reel lengths available on request. Minimum Order Quantity (MOQ) may differ from package content.



Fittings for metallic conduits and metallic overbraid

- SCSB-FM Fixed External Thread

Fixed external thread, nickel plated brass.

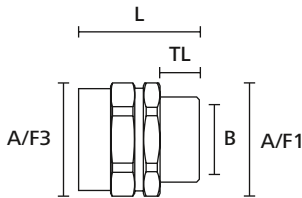
Features and Benefits

- Two-part fitting of shell and body with external thread
- Provides tight, reliable hold of conduit
- Can be secured with locknut



HelaGuard SCSB-FM Fixed External Thread.

MATERIAL	Nickel Plated Brass (NPB)
Operating Temperature	-100 °C to +300 °C



HelaGuard fitting, straight with fixed external thread



TYPE	Nominal Ø	Thread Size	Min. Bore Size (B)	Length (L)	A/F Body (A/F1)	A/F Nut (A/F3)	Thread Length (TL)	Pack Cont.	Colour	Article-No.
SCSB12-FM-M16	12	M16	8.5	28.0	17	17	10.0	10 pcs.	Metal (ML)	166-34600
SCSB12-FM-PG9	12	PG9	8.5	28.0	17	17	10.0	10 pcs.	Metal (ML)	166-34607
SCSB16-FM-M16	16	M16	11.5	28.0	20	20	10.0	10 pcs.	Metal (ML)	166-34601
SCSB16-FM-M20	16	M20	11.5	28.0	22	20	10.0	10 pcs.	Metal (ML)	166-34602
SCSB16-FM-PG11	16	PG11	11.5	28.0	20	20	10.0	10 pcs.	Metal (ML)	166-34608
SCSB20-FM-M20	20	M20	15.3	30.8	24	26	10.0	10 pcs.	Metal (ML)	166-34603
SCSB20-FM-PG16	20	PG16	15.3	30.8	24	26	10.0	10 pcs.	Metal (ML)	166-34609
SCSB25-FM-M25	25	M25	19.1	32.5	29	29	10.0	10 pcs.	Metal (ML)	166-34604
SCSB25-FM-PG21	25	PG21	19.1	32.5	29	29	10.0	10 pcs.	Metal (ML)	166-34610
SCSB32-FM-M32	32	M32	26.0	39.3	36	38	13.0	2 pcs.	Metal (ML)	166-34605
SCSB32-FM-PG29	32	PG29	26.0	39.3	36	38	13.0	2 pcs.	Metal (ML)	166-34611
SCSB40-FM-M40	40	M40	34.6	42.8	48	48	14.0	1 pcs.	Metal (ML)	166-34606
SCSB40-FM-PG36	40	PG36	34.6	42.8	48	48	14.0	1 pcs.	Metal (ML)	166-34612

All dimensions in mm. Subject to technical changes.
Minimum Order Quantity (MOQ) may differ from package content.



Fittings for metallic conduits and metallic overbraid

• SCSB-SM Swivel External Thread

Swivel external thread, nickel plated brass.

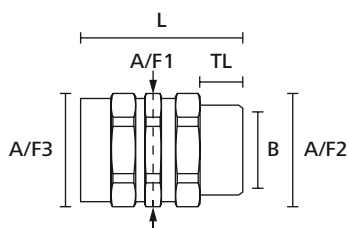
Features and Benefits

- Two-part fitting of shell and body with external thread
- External thread swivels about main body
- Provides tight, reliable hold of conduit
- Can be secured with locknut



HeloGuard SCSB-SM Swivel External Thread.

MATERIAL	Nickel Plated Brass (NPB)
Operating Temperature	-100 °C to +300 °C

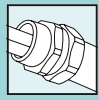


HeloGuard fitting, straight with swivel external thread

TYPE	Nominal Ø	Thread Size	Min. Bore Size (B)	Length (L)	A/F Body (A/F1)	A/F Thread (A/F2)	A/F Nut (A/F3)	Thread Length (TL)	Pack Cont.	Colour	Article-No.
SCSB12-SM-M16	12	M16	8.5	36.2	17	17	17	9.0	10 pcs.	Metal (ML)	166-34700
SCSB12-SM-PG9	12	PG9	8.5	36.2	17	17	17	8.0	10 pcs.	Metal (ML)	166-34707
SCSB16-SM-M16	16	M16	11.5	38.1	20	20	20	10.0	10 pcs.	Metal (ML)	166-34701
SCSB16-SM-M20	16	M20	11.5	38.1	20	22	20	10.0	10 pcs.	Metal (ML)	166-34702
SCSB16-SM-PG11	16	PG11	11.5	38.1	20	20	20	10.0	10 pcs.	Metal (ML)	166-34708
SCSB20-SM-M20	20	M20	15.3	40.0	26	24	24	10.0	10 pcs.	Metal (ML)	166-34703
SCSB20-SM-PG16	20	PG16	15.3	40.0	26	24	24	10.0	10 pcs.	Metal (ML)	166-34709
SCSB25-SM-M25	25	M25	19.1	47.2	29	29	29	12.0	10 pcs.	Metal (ML)	166-34704
SCSB25-SM-PG21	25	PG21	19.1	47.2	29	29	29	12.0	10 pcs.	Metal (ML)	166-34710
SCSB32-SM-M32	32	M32	26.0	52.6	38	38	38	13.0	2 pcs.	Metal (ML)	166-34705
SCSB32-SM-PG29	32	PG29	26.0	52.6	38	38	38	13.0	2 pcs.	Metal (ML)	166-34711
SCSB40-SM-M40	40	M40	34.6	57.8	48	48	48	14.0	1 pcs.	Metal (ML)	166-34706
SCSB40-SM-PG36	40	PG36	34.6	57.8	48	48	48	14.0	1 pcs.	Metal (ML)	166-34712

All dimensions in mm. Subject to technical changes.

Minimum Order Quantity (MOQ) may differ from package content.



Fittings for metallic conduits and metallic overbraid

- **SCSB-PC Plain Hole Connector**

Plain hole connector, nickel plated brass.

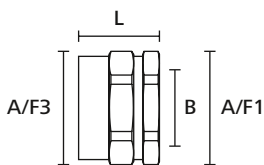
Features and Benefits

- Two part fitting of shell and body without thread
- Acts as a locking device
- The body is fitted to the conduit through the opposite side of the entry
- Provides a smooth entry bush



HelaGuard SCSB-PC Plain Hole Connector.

MATERIAL	Nickel Plated Brass (NPB)
Operating Temperature	-100 °C to +300 °C



HelaGuard fitting, plain hole connector

TYPE	Nominal Ø	Min. Bore Size (B)	Length (L)	A/F Body (A/F1)	A/F Nut (A/F3)	Pack Cont.	Colour	Article-No.
SCSB12-PC	12	8.5	18.0	17	17	10 pcs.	Metal (ML)	166-34800
SCSB16-PC	16	11.5	18.9	20	20	10 pcs.	Metal (ML)	166-34801
SCSB20-PC	20	15.3	21.0	24	26	10 pcs.	Metal (ML)	166-34802
SCSB25-PC	25	19.1	23.5	29	29	10 pcs.	Metal (ML)	166-34803
SCSB32-PC	32	26.0	26.3	38	38	2 pcs.	Metal (ML)	166-34804
SCSB40-PC	40	34.6	28.8	48	48	1 pcs.	Metal (ML)	166-34805

All dimensions in mm. Subject to technical changes.
Minimum Order Quantity (MOQ) may differ from package content.

We brought the first detectable metal content tie onto the market.



Today we are leading the next generation of solutions for a highly automated, highly competitive food and beverage industry.

Find out more about our detectable products for food processing in our brochure.

Order now!





3.1 Spiral-Reinforced Conduit Systems

Product Selection	
HelaGuard Nomenclature for Spiral-Reinforced PVC Conduits	108
Spiral-Reinforced PVC Conduits	
PSR smooth bore	109
PSRSC smooth bore, smooth cover	110
Product Selection	
HelaGuard Nomenclature for Spiral-Reinforced PVC Fittings	111
Fittings for Spiral-Reinforced PVC Conduits	
PSR-S fixed external thread	112
PSR-90 fixed external thread, 90° elbow	113
PSRSC-FMC IP68 compression fitting, fixed thread	114
PSRSC-SMC IP68 compression fitting, swivel thread	115
PSRSC-90FMC IP68 compression fitting, 90° elbow	116
PSRSC-FMCSS IP68 stainless steel compression fitting, fixed thread	117
PSRSC-90FMCSS IP68 stainless steel compression fitting, fixed thread, 90° elbow	118
PSRSC-FMCFSS food-safety, stainless steel compression fitting, fixed thread	119



3.2 FlexiGuard Conduits & Fittings

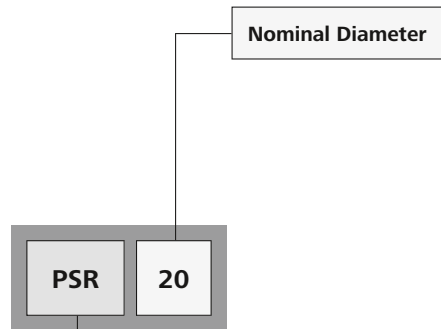
FG PVC conduit, steel wire spiral-reinforced	120
FG IP54 fitting, swivel thread	121
FG IP54 fitting with mounting bracket	122



HelaGuard Nomenclature for Spiral-Reinforced PVC Conduits

Example:

PSR20



Conduit Type

- PSR** PVC spiral reinforced PVC conduit, smooth bore
- PSRSC** PVC spiral reinforced PVC conduit, smooth bore and smooth cover



CAD download



Spiral-reinforced PVC Conduits

- PSR Conduit

Machine building, plant construction, shipbuilding, automation, electrical installations

Features and Benefits

- Extremely flexible
- Withstands torsional movement
- Self-extinguishing
- Easy to feed cables into conduit
- Can be used with PSR PA66 fittings
- Colour: grey; black, green (oil resistant) or blue (high temperature resistant) upon request



PSR is extremely flexible and allows for easy insertion of cables.

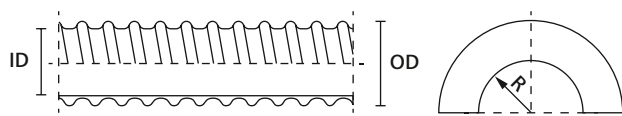


One Step to the Web!

MATERIAL	Polyvinylchloride (PVC)
Operating Temperature	-20 °C to +70 °C
Flammability	self-extinguishing according to EN IEC 61386
Specifications	UL-Recognised



PSR conduit with higher resistance to oil (color: green) and temperature (colour: blue) available on request.



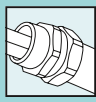
HelaGuard spiral reinforced conduit

TYPE	Nominal Ø	Outside Ø (OD)	Inside Ø (ID)	Min. Bending Radius (R)	Weight (g/m)	Reel Length	Colour	Article-No.
PSR12	12	14.5	10	25	71	30 m	Grey (GY)	166-40001
PSR16	16	16.5	12	25	76	30 m	Grey (GY)	166-40002
PSR20	20	21.0	16	35	112	30 m	Grey (GY)	166-40003
PSR25	25	27.5	22	45	153	30 m	Grey (GY)	166-40004
PSR32	32	33.5	28	60	327	30 m	Grey (GY)	166-40005
PSR40	40	41.0	35	80	448	30 m	Grey (GY)	166-40006
PSR50	50	46.4	40	105	725	30 m	Grey (GY)	166-40007
PSR63	63	57.0	50	120	948	30 m	Grey (GY)	166-40008

All dimensions in mm. Subject to technical changes.
Minimum Order Quantity (MOQ) may differ from package content.



Please note! Not all products listed on this page may have this approval.



Spiral-reinforced PVC Conduits

• PSRSC Conduit

Machine building, plant construction, shipbuilding, automation, electrical installations

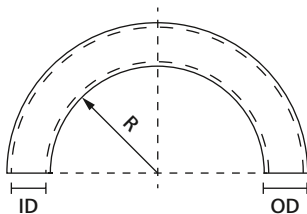
Features and Benefits

- Flexible
- Easy to clean outside surface
- Withstands some torsional movement
- Self-extinguishing
- Easy to feed cables
- Can be used with PSR PA66 fittings and PSRSC metal fittings
- Colour: grey; black, orange (highly flexible), green (oil resistant), blue (high temperature resistant) upon request



PSRSC allows for easy insertion of cables and cleaning of outside surface.

MATERIAL	Polyvinylchloride (PVC)
Operating Temperature	-5 °C to +70 °C
Flammability	self-extinguishing according to EN IEC 61386
Specifications	EU 10/2011



HelaGuard spiral-reinforced conduit, smooth outer coating

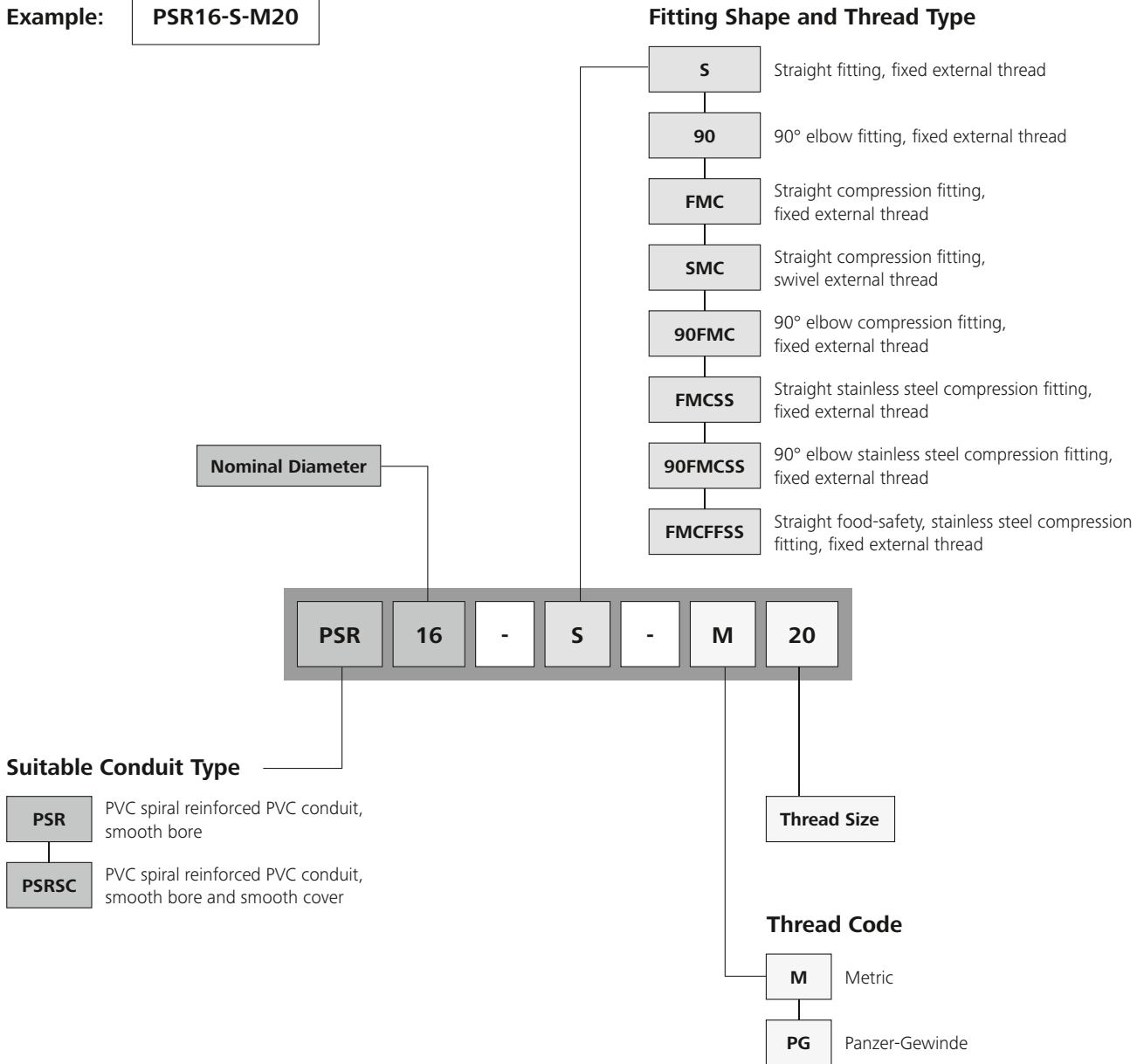
PSRSC conduit with higher flexibility (colour: orange), higher resistance to oil (colour: green) or to temperature (colour: blue) available on request.

TYPE	Nominal Ø	Outside Ø (OD)	Inside Ø (ID)	Min. Bending Radius (R)	Weight (g/m)	Reel Length	Colour	Article-No.
PSRSC12	12	14.2	10.0	50	76	30 m	Grey (GY)	166-40301
PSRSC16	16	17.8	12.0	50	139	30 m	Grey (GY)	166-40302
PSRSC20	20	21.1	16.0	70	174	30 m	Grey (GY)	166-40303
PSRSC25	25	26.4	21.0	90	235	30 m	Grey (GY)	166-40304
PSRSC32	32	33.1	26.5	140	327	30 m	Grey (GY)	166-40305
PSRSC40	40	41.8	35.4	190	448	30 m	Grey (GY)	166-40306
PSRSC50	50	47.9	40.0	240	725	30 m	Grey (GY)	166-40307
PSRSC63	63	59.7	51.3	270	948	30 m	Grey (GY)	166-40308

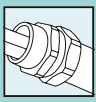
All dimensions in mm. Subject to technical changes.
Minimum Order Quantity (MOQ) may differ from package content.

HelaGuard Nomenclature for Spiral-Reinforced PVC Fittings

Example: **PSR16-S-M20**



CAD download



Fittings for spiral-reinforced PVC Conduits

- **PSR-S Straight fitting**

Straight PA66 fitting, fixed external thread.

Fulfils IP65 with PSR conduits.

Fulfils IP66 and IP67 with PSRSC conduits.

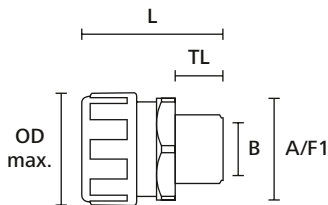
Features and Benefits

- High pull-off strength
- Highly resistant to solvents and oils
- Free of halogen, sulphur and phosphorus
- Metric threads supplied with locknuts
- Fits both PSR and PSRSC conduits



PSR-S Straight.

MATERIAL	Polyamide 6.6 (PA66)
Operating Temperature	-50 °C to +135 °C
Flammability	UL94 V2
Specifications	UL-Recognised



HeliaGuard fitting, straight with fixed external thread

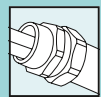
Fittings with PG-Thread and in 45° available on request.

TYPE	Nominal Ø	Thread Size	Min. Bore Size (B)	Outside Ø max (OD max.)	Length (L)	A/F Body (A/F1)	Thread Length (TL)	Pack Cont.	Colour	Article-No.
PSR12-S-M16	12	M16	9.0	24	38	23	11	10 pcs.	Grey (GY)	166-40701
PSR16-S-M16	16	M16	10.5	28	40	25	11	10 pcs.	Grey (GY)	166-40702
PSR16-S-M20	16	M20	10.5	28	41	25	14	10 pcs.	Grey (GY)	166-40703
PSR20-S-M20	20	M20	14.5	33	43	30	14	10 pcs.	Grey (GY)	166-40704
PSR25-S-M25	25	M25	19.0	42	45	37	15	10 pcs.	Grey (GY)	166-40705
PSR32-S-M32	32	M32	24.5	48	48	45	16	10 pcs.	Grey (GY)	166-40706
PSR40-S-M40	40	M40	33.0	60	59	60	16	2 pcs.	Grey (GY)	166-40707
PSR50-S-M50	50	M50	39.0	64	55	60	16	2 pcs.	Grey (GY)	166-40708
PSR63-S-M63	63	M63	48.0	76	56	73	16	1 pcs.	Grey (GY)	166-40709

All dimensions in mm. Subject to technical changes.
Minimum Order Quantity (MOQ) may differ from package content.



Please note! Not all products listed on this page may have this approval.



Fittings for spiral-reinforced PVC Conduits

- **PSR-90 90° elbow fitting**

90° PA66 fitting, fixed external thread.

Fulfils IP65 with PSR conduits.

Fulfils IP66 and IP67 with PSRSC conduits.

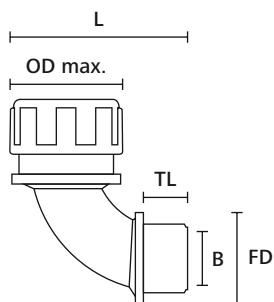
Features and Benefits

- High pull-off strength
- Highly resistant to solvents and oils
- Free of halogen, sulphur and phosphorus
- Metric threads supplied with locknuts
- Fits both PSR and PSRSC conduits



PSR-90 90° Elbow.

MATERIAL	Polyamide 6.6 (PA66)
Operating Temperature	-50 °C to +135 °C
Flammability	UL94 V2
Specifications	UL-Recognised



HeloGuard fitting, 90° with fixed external thread

Fittings with PG-Thread and in 45° available on request.

TYPE	Nominal Ø	Thread Size	Min. Bore Size (B)	Outside Ø max (OD max.)	Length (L)	Face Diameter (FD)	Thread Length (TL)	Pack Cont.	Article-No.
PSR16-90-M16	16	M16	10.5	28	49	22	11	10 pcs.	166-40801
PSR16-90-M20	16	M20	10.5	28	51	27	13	10 pcs.	166-40802
PSR20-90-M20	20	M20	14.5	33	52	27	13	10 pcs.	166-40803
PSR25-90-M25	25	M25	19.0	42	63	33	15	10 pcs.	166-40804
PSR32-90-M32	32	M32	24.5	48	74	40	16	2 pcs.	166-40805
PSR40-90-M40	40	M40	33.0	60	113	50	16	2 pcs.	166-40806

All dimensions in mm. Subject to technical changes.
Minimum Order Quantity (MOQ) may differ from package content.



Please note! Not all products listed on this page may have this approval.



Fittings for spiral-reinforced PVC Conduits

- **PSRSC-FMC compression fitting**

Straight fitting, fixed external thread, nickel plated brass.

Fulfils IP66, IP67, IP68 and IP69k with PSRSC conduits.

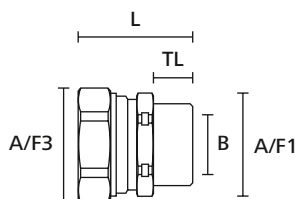
Features and Benefits

- Multipart compression fitting including elastomeric seal
- Can be used for knockouts or threaded entries as fitting rotates until tightened
- Fits PSRSC conduits



HeliaGuard PSRSC-FMC Compression Fitting.

MATERIAL	Nickel Plated Brass (NPB), Polyamide 6 (PA6)
Operating Temperature	-40 °C to +135 °C



HeliaGuard compression fitting, straight with fixed external thread

PSRSC-FMC-Fittings with PG-Thread available on request.

TYPE	Nominal Ø	Thread Size	Min. Bore Size (B)	Length (L)	A/F Body (A/F1)	A/F Nut (A/F3)	Thread Length (TL)	Pack Cont.	Colour	Article-No.
PSRSC12-FMC-M16	12	M16	8.6	29.8	20	22	10.0	10 pcs.	Metal (ML)	166-41001
PSRSC16-FMC-M16	16	M16	10.7	33.0	24	26	12.0	10 pcs.	Metal (ML)	166-41002
PSRSC16-FMC-M20	16	M20	10.7	33.0	24	26	12.0	10 pcs.	Metal (ML)	166-41003
PSRSC20-FMC-M20	20	M20	14.5	33.5	26	29	12.0	10 pcs.	Metal (ML)	166-41004
PSRSC25-FMC-M25	25	M25	18.0	40.5	33	35	14.0	10 pcs.	Metal (ML)	166-41005
PSRSC32-FMC-M32	32	M32	24.6	45.8	40	42	15.0	2 pcs.	Metal (ML)	166-41006
PSRSC40-FMC-M40	40	M40	32.7	47.5	50	52	16.0	1 pcs.	Metal (ML)	166-41007
PSRSC50-FMC-M50	50	M50	37.7	51.0	58	58	16.0	1 pcs.	Metal (ML)	166-41008
PSRSC63-FMC-M63	63	M63	49.0	58.8	70	70	20.0	1 pcs.	Metal (ML)	166-41009

All dimensions in mm. Subject to technical changes.

Minimum Order Quantity (MOQ) may differ from package content.



Fittings for spiral-reinforced PVC Conduits

- PSRSC-SMC swivel compression fitting

Straight fitting, swivel external thread, nickel plated brass.

Fulfils IP66, IP67, IP68 and IP69k with PSRSC conduits.

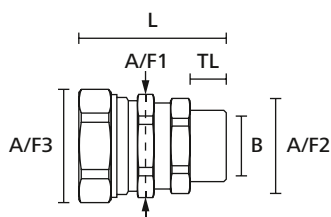
Features and Benefits

- Multipart compression fitting including elastomeric seal
- Can be used for knockouts or threaded entries as fitting rotates until tightened
- Fits PSRSC conduits



HeliaGuard PSRSC-SMC Swivel Compression Fitting.

MATERIAL	Nickel Plated Brass (NPB), Polyamide 6 (PA6)
Operating Temperature	-40 °C to +135 °C



HeliaGuard compression fitting, straight with swivel external thread

TYPE	Nominal Ø	Thread Size	Min. Bore Size (B)	Length (L)	A/F Body (A/F1)	A/F Thread (A/F2)	A/F Nut (A/F3)	Thread Length (TL)	Pack Cont.	Colour	Article-No.
PSRSC16-SMC-M16	16	M16	10.7	40.9	24	24	26	10.0	10 pcs.	Metal (ML)	166-41101
PSRSC16-SMC-M20	16	M20	10.7	41.0	24	24	26	10.0	10 pcs.	Metal (ML)	166-41102
PSRSC20-SMC-M20	20	M20	14.5	41.8	26	26	29	10.0	10 pcs.	Metal (ML)	166-41103
PSRSC25-SMC-M25	25	M25	18.0	50.7	33	29	35	12.0	10 pcs.	Metal (ML)	166-41104
PSRSC32-SMC-M32	32	M32	24.6	56.9	40	38	42	13.0	2 pcs.	Metal (ML)	166-41105

All dimensions in mm. Subject to technical changes.
Minimum Order Quantity (MOQ) may differ from package content.



Fittings for spiral-reinforced PVC Conduits

- **PSRSC-90FMC 90° compression fitting**

90° fitting, fixed external thread, nickel plated brass.

Fulfils IP66, IP67, IP68 and IP69k with PSRSC conduits.

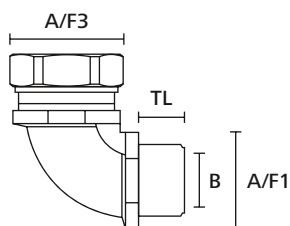
Features and Benefits

- Multipart 90° compression fitting including elastomeric
- Can be used for knockouts or threaded entries as fitting rotates until tightened
- Fits PSRSC conduits



HeliaGuard PSRSC-90FMC 90° Elbow Compression Fitting.

MATERIAL	Nickel Plated Brass (NPB), Polyamide 6 (PA6)
Operating Temperature	-40 °C to +135 °C



HeliaGuard compression fitting, 90° with fixed external thread

TYPE	Nominal Ø	Thread Size	Min. Bore Size (B)	A/F Body (A/F1)	A/F Nut (A/F3)	Thread Length (TL)	Pack Cont.	Colour	Article-No.
PSRSC12-90FMC-M16	12	M16	8.6	20	22	10.0	10 pcs.	Metal (ML)	166-41201
PSRSC16-90FMC-M16	16	M16	10.7	20	26	10.0	10 pcs.	Metal (ML)	166-41202
PSRSC16-90FMC-M20	16	M20	10.7	24	26	13.0	10 pcs.	Metal (ML)	166-41203
PSRSC20-90FMC-M20	20	M20	14.5	24	29	13.0	10 pcs.	Metal (ML)	166-41204
PSRSC25-90FMC-M25	25	M25	18.0	30	35	14.0	10 pcs.	Metal (ML)	166-41205
PSRSC32-90FMC-M32	32	M32	24.6	36	42	15.0	2 pcs.	Metal (ML)	166-41206
PSRSC40-90FMC-M40	40	M40	32.7	46	52	18.0	1 pcs.	Metal (ML)	166-41207
PSRSC50-90FMC-M50	50	M50	37.7	57	58	18.0	1 pcs.	Metal (ML)	166-41208
PSRSC63-90FMC-M63	63	M63	49.0	72	70	20.0	1 pcs.	Metal (ML)	166-41209

All dimensions in mm. Subject to technical changes.

Minimum Order Quantity (MOQ) may differ from package content.



Fittings for spiral-reinforced PVC Conduits

- PSRSC-FMCSS compression fitting**

Straight fitting, external thread, stainless steel (SS316).

Fulfils IP66, IP67, IP68 and IP69k with PSRSC conduits.

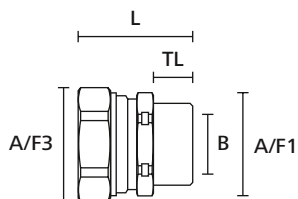
Features and Benefits

- Multipart stainless steel (SS316) compression fitting including elastomeric seal
- Can be used for knockouts or threaded entries as fitting rotates until tightened
- Fits PSRSC conduits



PSRSC-FMCSS Straight Compression Fitting.

MATERIAL	Stainless Steel (SS316), Polyamide 6 (PA6)
Operating Temperature	-40 °C to +135 °C



HelaGuard compression fitting, straight with fixed external thread

TYPE	Nominal Ø	Thread Size	Min. Bore Size (B)	Length (L)	A/F Body (A/F1)	A/F Nut (A/F3)	Thread Length (TL)	Pack Cont.	Colour	Article-No.
PSRSC16-FMCSS-M16	16	M16	10.7	33.0	24	26	12.0	1 pcs.	Metal (ML)	166-41301
PSRSC16-FMCSS-M20	16	M20	10.7	33.0	24	26	12.0	1 pcs.	Metal (ML)	166-41302
PSRSC20-FMCSS-M20	20	M20	14.5	33.5	26	29	12.0	1 pcs.	Metal (ML)	166-41303
PSRSC25-FMCSS-M25	25	M25	18.0	40.5	33	35	14.0	1 pcs.	Metal (ML)	166-41304
PSRSC32-FMCSS-M32	32	M32	24.6	45.8	40	42	15.0	1 pcs.	Metal (ML)	166-41305

All dimensions in mm. Subject to technical changes.

Minimum Order Quantity (MOQ) may differ from package content.



Fittings for spiral-reinforced PVC Conduits

- **PSRSC-90FMCSS 90° compression fitting**

90° fitting, fixed external thread, stainless steel (SS316).

Fulfils IP66, IP67, IP68 and IP69k with PSRSC conduits.

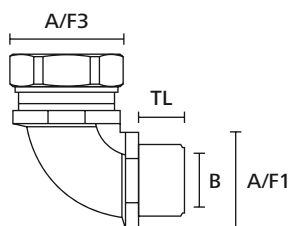
Features and Benefits

- Multipart 90° stainless steel (SS316) compression fitting including elastomeric seal
- Can be used for knockouts or threaded entries as fitting rotates until tightened
- Fits PSRSC conduits



HeloGuard PSRSC-90FMCSS 90° Elbow Compression Fitting.

MATERIAL	Stainless Steel (SS316), Polyamide 6 (PA6)
Operating Temperature	-40 °C to +135 °C



HeloGuard compression fitting, 90° with fixed external thread

TYPE	Nominal Ø	Thread Size	Min. Bore Size (B)	A/F Body (A/F1)	A/F Nut (A/F3)	Thread Length (TL)	Pack Cont.	Colour	Article-No.
PSRSC16-90FMCSS-M20	16	M20	10.7	24	26	13.0	1 pcs.	Metal (ML)	166-41401
PSRSC20-90FMCSS-M20	20	M20	14.5	24	29	13.0	1 pcs.	Metal (ML)	166-41402
PSRSC25-90FMCSS-M25	25	M25	18.0	30	35	14.0	1 pcs.	Metal (ML)	166-41403
PSRSC32-90FMCSS-M32	32	M32	24.6	36	42	15.0	1 pcs.	Metal (ML)	166-41404

All dimensions in mm. Subject to technical changes.

Minimum Order Quantity (MOQ) may differ from package content.



Fittings for spiral-reinforced PVC conduits

- PSRSC-FMCFSS compression fitting for food-processing applications

Straight fitting, external thread, stainless steel (SS316).

Fulfils IP66, IP67, IP68 and IP69k with PSRSC conduits.

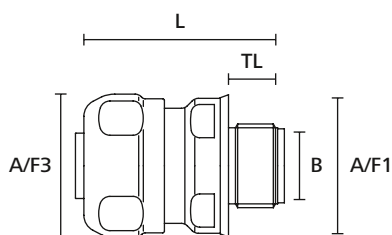
Features and Benefits

- Multipart stainless steel (SS316) compression fitting including elastomeric seal
- Rounded edges, smooth surfaces and no crevices where food or other substances can collect or bacteria grow
- Can be used for knockouts or threaded entries as fitting rotates until tightened
- Fits PSRSC conduits



HelaGuard PSRSC-FMCFSS stainless steel fittings for applications in the food-processing industry.

MATERIAL	Stainless Steel (SS316), Nickel Plated Brass (NPB), Polyamide 6 (PA6)
Operating Temperature	-50 °C to +135 °C
Specifications	EN 1672-2, EN ISO 14155



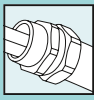
HelaGuard compression fitting, straight with fixed external thread

TYPE	Nominal Ø	Thread Size	Min. Bore Size (B)	Length (L)	A/F Body (A/F1)	A/F Nut (A/F3)	Thread Length (TL)	Pack Cont.	Colour	Article-No.
PSRSC16-FMCFSS-M16	16	M16	10.7	46.0	27	29	12.0	1 pcs.	Metal (ML)	166-41601
PSRSC20-FMCFSS-M20	20	M20	14.5	49.3	30	32	12.0	1 pcs.	Metal (ML)	166-41602
PSRSC25-FMCFSS-M25	25	M25	18.7	53.7	36	38	14.0	1 pcs.	Metal (ML)	166-41603
PSRSC32-FMCFSS-M32	32	M32	24.6	53.7	42	45	15.0	1 pcs.	Metal (ML)	166-41604
PSRSC40-FMCFSS-M40	40	M40	32.7	58.4	52	55	16.0	1 pcs.	Metal (ML)	166-41605
PSRSC50-FMCFSS-M50	50	M50	37.7	63.0	59	62	16.0	1 pcs.	Metal (ML)	166-41606

All dimensions in mm. Subject to technical changes.
Minimum Order Quantity (MOQ) may differ from package content.



Please note! Not all products listed on this page may have this approval.



FlexiGuard Conduits & Fittings

- FlexiGuard PVC Protective Conduits

FlexiGuard protective hoses are used to protect cables in machines and plant construction, and robotics as well as leads to switch cabinets.

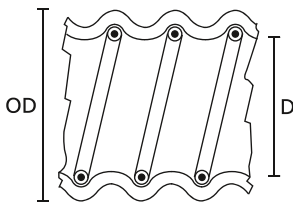
Features and Benefits

- Extremely flexible
- Excellent mechanical protection
- Good resistance to oils, acids and alkalis
- Good resistance to chemicals
- Good resistance to UV and ozone



FlexiGuard FG with FG-UH fitting.

MATERIAL	Flexible Polyvinyl Chloride, cadmium free (PVC), Steel (ST)
Operating Temperature	-20 °C to +70 °C, (+80 °C, 200 h)
Flammability	UL94 HB



FlexiGuard

TYPE	Ø D	Outside Ø (OD)	Min. Bending Radius (R)	Reel Length	Colour	Article-No.
FG14	10.0	14.0	14	10 m	Grey (GY)	167-00209
FG17	13.0	17.0	17	10 m	Grey (GY)	167-00211
FG19	15.0	19.0	19	10 m	Grey (GY)	167-00213
FG21	16.0	21.0	21	10 m	Grey (GY)	167-00216
FG27	21.0	27.0	27	10 m	Grey (GY)	167-00221
FG36	30.0	36.0	36	10 m	Grey (GY)	167-00229
FG45	38.0	45.0	45	10 m	Grey (GY)	167-00236
FG56	48.0	56.0	56	10 m	Grey (GY)	167-00248

All dimensions in mm. Subject to technical changes.
Minimum Order Quantity (MOQ) may differ from package content.



FlexiGuard Conduits & Fittings

- **FG-M Fittings**

The TV fittings and TH fasteners are used to protect against dust and moisture, for instance outdoors or wherever dust and moisture are a particular hazard.

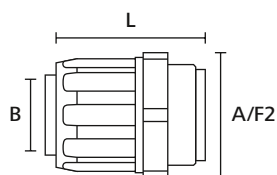
Features and Benefits

- One piece, easy fit
- Swivel thread
- Vibration and tension resistant
- Large bore size
- Inner ferrule protects cables
- Good resistance to chemicals
- Good resistance to UV and ozone



FG conduit fitting.

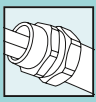
MATERIAL	Polypropylene (PP)
Operating Temperature	-35 °C to +80 °C
Flammability	UL94 V2



FlexiGuard fitting, straight with swivel thread

TYPE	For Hose Outer Ø D	Thread Size	Min. Bore Size (B)	Length (L)	A/F Thread (A/F2)	Colour	Article-No.
FG14-M16	14	M16	8.8	42.0	20	Grey (GY)	167-00530
FG14-PG9	14	PG9	8.8	42.0	20	Grey (GY)	167-00510
FG17-M20	17	M20	11.1	45.5	24	Grey (GY)	167-00531
FG17-PG11	17	PG11	11.1	45.5	24	Grey (GY)	167-00511
FG19-PG13	19	PG13	13.0	47.5	27	Grey (GY)	167-00512
FG21-M25	21	M25	14.8	49.8	30	Grey (GY)	167-00533
FG21-PG16	21	PG16	14.8	49.8	30	Grey (GY)	167-00513
FG27-M32	27	M32	19.4	52.0	36	Grey (GY)	167-00534
FG27-PG21	27	PG21	19.4	52.0	36	Grey (GY)	167-00514
FG36-M40	36	M40	27.9	55.0	46	Grey (GY)	167-00535
FG36-PG29	36	PG29	27.9	55.0	46	Grey (GY)	167-00515
FG45-M50	45	M50	35.6	58.0	55	Grey (GY)	167-00536
FG45-PG36	45	PG36	35.6	58.0	55	Grey (GY)	167-00516
FG56-M63	56	M63	45.9	60.5	65	Grey (GY)	167-00537
FG56-PG48	56	PG48	45.9	60.5	65	Grey (GY)	167-00517

All dimensions in mm. Subject to technical changes.
Minimum Order Quantity (MOQ) may differ from package content.



FlexiGuard Conduits & Fittings

- **FG-UH Fittings with Bracket**

The fittings are used to fix Flexiguard hoses securely and to protect against dust or liquids.

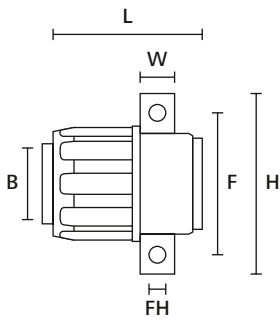
Features and Benefits

- One piece, easy fit
- Swivel bracket
- Vibration and tension resistant
- Large bore size
- Inner ferrule protects cables
- Good resistance to chemicals
- Good resistance to UV and ozone



FG-UH fitting with bracket.

MATERIAL	Polypropylene (PP)
Operating Temperature	-35 °C to +80 °C
Flammability	UL94 V2



FlexiGuard fitting, straight with bracket

TYPE	For Hose Outer Ø D	Min. Bore Size (B)	Length (L)	Width (W)	Height (H)	Hole Ø (FH)	Fixing Hole Centres (F)	Colour	Article-No.
FG14-UH	14	8.8	42.0	10.0	40.0	5.7	29.0	Grey (GY)	167-00520
FG17-UH	17	11.1	45.5	12.0	50.0	5.7	37.0	Grey (GY)	167-00521
FG19-UH	19	13.0	47.5	12.0	50.0	5.7	37.0	Grey (GY)	167-00522
FG21-UH	21	14.8	49.8	12.0	50.0	5.7	37.0	Grey (GY)	167-00523
FG27-UH	27	19.4	52.0	12.5	57.0	5.7	43.0	Grey (GY)	167-00524
FG36-UH	36	27.9	55.0	13.0	67.0	6.7	53.0	Grey (GY)	167-00525
FG45-UH	45	35.6	58.0	14.0	80.0	6.7	65.0	Grey (GY)	167-00526
FG56-UH	56	45.9	60.5	16.5	93.0	6.7	76.0	Grey (GY)	167-00527

All dimensions in mm. Subject to technical changes.
Minimum Order Quantity (MOQ) may differ from package content.



4.1 Conduit System Accessories

HelaGuard Accessories				
Conduit Clips	PACC for corrugated conduits	124	CNV converters	136
	AFCP for rigid conduits	125	PAEC end caps	138
	AFCS plated steel and PVC liner	126	ConClamp conduit clamp	139
	AFCSS stainless metallic	127	ConCutter conduit cutter	139
A90FM 90° elbow		128		
ACP coupler		129		
Locknuts	ALNPB, nickel plated brass	130		
	ALSS plated steel	131		
	ALSS stainless steel	132		
Washers	ALPA PA66	133		
	AWS chloroprene	134		
	AFWS vulcanised fibre	135		



HelaGuard Accessories

• PACC Clip for Corrugated Conduits

Features and Benefits

- Easy and quick assembly with non-metallic conduits
- Lid is integrated
- Hole for fastening with screw
- Inner rib prevents conduit from slipping
- Can be used in C-shaped DIN rails



One Step to the Web!

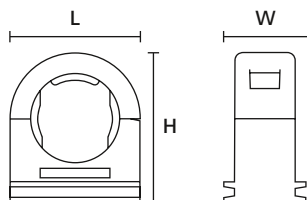


HelaGuard PACC Conduit Clip.

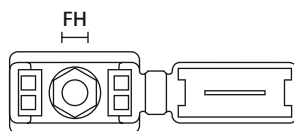
MATERIAL	Polyamide 6.6 (PA66)
Operating Temperature	-50 °C to +135 °C
Flammability	UL94 V2

HF ✓

RoHS ✓



HelaGuard conduit clip, side views



HelaGuard conduit clip, top view

TYPE	Nominal Ø	Height (H)	Width (W)	Length (L)	Hole Ø (FH)	Pack Cont.	Colour	Article-No.
PACC10	10	26	12	23	M5	10 pcs.	Black (BK)	166-25707
PACC13	13	26	12	23	M5	10 pcs.	Black (BK)	166-25700
PACC16	16	30	12	26	M5	10 pcs.	Black (BK)	166-25701
PACC21	21	36	15	32	M6	10 pcs.	Black (BK)	166-25702
PACC28	28	45	15	41	M6	10 pcs.	Black (BK)	166-25703
PACC34	34	51	15	48	M6	10 pcs.	Black (BK)	166-25704
PACC42	42	60	15	57	M6	5 pcs.	Black (BK)	166-25705
PACC54	54	72	15	70	M6	5 pcs.	Black (BK)	166-25706

All dimensions in mm. Subject to technical changes.

Minimum Order Quantity (MOQ) may differ from package content.



HelaGuard Accessories

- AFCP Clip for Rigid Conduits

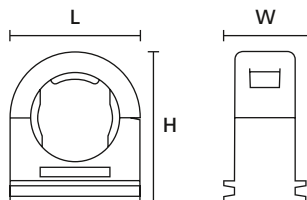
Features and Benefits

- Easy and quick assembly with metallic conduits
- Lid is integrated
- Hole for fastening with screw
- Can be used in C-shaped DIN rails

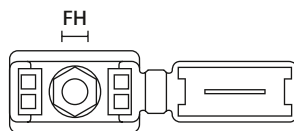


HelaGuard AFCP Conduit Clip.

MATERIAL	Polyamide 6.6 (PA66)
Operating Temperature	-50 °C to +135 °C
Flammability	UL94 V2



HelaGuard conduit clip, side views



HelaGuard conduit clip, top view

TYPE	Nominal Ø	Height (H)	Width (W)	Length (L)	Hole Ø (FH)	Pack Cont.	Colour	Article-No.
AFCP16	16	30	12	26	M5	10 pcs.	Black (BK)	166-50700
AFCP20	20	36	15	32	M6	10 pcs.	Black (BK)	166-50701
AFCP25	25	45	15	41	M6	10 pcs.	Black (BK)	166-50702
AFCP33	32	51	15	48	M6	10 pcs.	Black (BK)	166-50703

All dimensions in mm. Subject to technical changes.
Minimum Order Quantity (MOQ) may differ from package content.



CAD download



HelaGuard Accessories

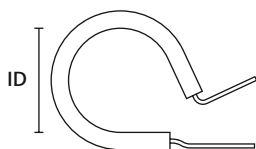
- AFCS Fixing Clip, Plated Steel and PVC Liner

The AFCS P-clip is used to secure metallic conduits.

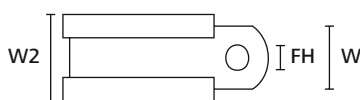


HelaGuard AFCS Fixing Clip, Stainless Steel and PVC Liner.

MATERIAL	Galvanised Steel (GS), Polyvinylchloride (PVC)
Operating Temperature	-20 °C to +105 °C



HelaGuard fixing clip, side view



HelaGuard fixing clip, top view

TYPE	Nominal Ø	Inside Ø (ID)	Width (W)	Width (W2)	Hole Ø (FH)	Pack Cont.	Colour	Article-No.
AFCS10	10	11.0	12.7	17.4	5.1	10 pcs.	Metal (ML), Black (BK)	166-50600
AFCS12	12	14.0	12.7	17.4	5.1	10 pcs.	Metal (ML), Black (BK)	166-50601
AFCS16	16	17.0	12.7	17.4	5.1	10 pcs.	Metal (ML), Black (BK)	166-50602
AFCS20	20	21.0	12.7	17.4	5.1	10 pcs.	Metal (ML), Black (BK)	166-50603
AFCS25	25	25.0	12.7	17.4	5.1	10 pcs.	Metal (ML), Black (BK)	166-50604
AFCS32	32	34.0	12.7	17.4	5.1	10 pcs.	Metal (ML), Black (BK)	166-50605
AFCS40	40	44.0	25.4	30.5	14.2 x 17.5	5 pcs.	Metal (ML), Black (BK)	166-50606
AFCS50	50	54.0	25.4	30.5	14.2 x 17.5	5 pcs.	Metal (ML), Black (BK)	166-50607
AFCS63	63	70.0	25.4	30.5	14.2 x 17.5	1 pcs.	Metal (ML), Black (BK)	166-50608
AFCS75	75	76.2	25.4	30.5	14.2 x 17.5	1 pcs.	Metal (ML), Black (BK)	166-50609

All dimensions in mm. Subject to technical changes.
Minimum Order Quantity (MOQ) may differ from package content.



HelaGuard Accessories

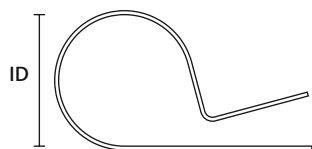
- AFCSS Fixing Clip, Stainless Steel

The AFCSS P-clip is used to secure metallic conduits.



HelaGuard AFCSS Fixing Clip, Stainless Steel.

MATERIAL	Stainless Steel (SS316)
Operating Temperature	-100 °C to +400 °C



HelaGuard fixing clip, side view



HelaGuard fixing clip, top view

TYPE	Nominal Ø	Inside Ø (ID)	Width (W)	Hole Ø (FH)	Pack Cont.	Colour	Article-No.
AFCSS10	10	9.5	11.1	5.1	10 pcs.	Metal (ML)	166-50610
AFCSS12	12	13.0	11.1	5.1	10 pcs.	Metal (ML)	166-50611
AFCSS16	16	16.0	11.1	5.1	10 pcs.	Metal (ML)	166-50612
AFCSS20	20	20.5	11.1	5.1	10 pcs.	Metal (ML)	166-50613
AFCSS25	25	25.0	11.1	5.1	10 pcs.	Metal (ML)	166-50614
AFCSS32	32	32.0	11.1	5.1	10 pcs.	Metal (ML)	166-50615
AFCSS40	40	42.5	12.7	7.1	5 pcs.	Metal (ML)	166-50616
AFCSS50	50	53.0	12.7	7.1	5 pcs.	Metal (ML)	166-50617

All dimensions in mm. Subject to technical changes.
Minimum Order Quantity (MOQ) may differ from package content.



HelaGuard Accessories

- A90FM 90° Elbow

Internal and external thread, nickel plated brass.

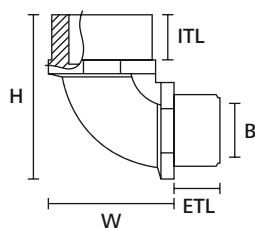
Features and Benefits

- IP68 when used with sealing washers



HelaGuard A90FM 90° Elbow.

MATERIAL	Nickel Plated Brass (NPB)
Operating Temperature	-100 °C to +300 °C



HelaGuard 90° threaded elbow

TYPE	External Thread Size (metric)	Internal Thread Size (metric)	Min. Bore Size (B)	Height (H)	Width (W)	External Thread Length (ETL)	Internal Thread Length (ITL)	Pack Cont.	Colour	Article-No.
A90FM-M16	M16	M16	12.0	38.0	31.0	10	11	10 pcs.	Metal (ML)	166-50001
A90FM-M20	M20	M20	15.8	46.0	35.0	13	13	10 pcs.	Metal (ML)	166-50002
A90FM-M25	M25	M25	20.4	55.8	43.8	14	16	10 pcs.	Metal (ML)	166-50003
A90FM-M32	M32	M32	27.0	66.6	53.6	15	16	2 pcs.	Metal (ML)	166-50004
A90FM-M40	M40	M40	34.6	80.4	67.0	18	17	1 pcs.	Metal (ML)	166-50005
A90FM-M50	M50	M50	44.6	99.0	80.5	18	18	1 pcs.	Metal (ML)	166-50006

All dimensions in mm. Subject to technical changes.

Minimum Order Quantity (MOQ) may differ from package content.



HelaGuard Accessories

- **ACP Couplers**

Internally threaded, nickel plated brass.

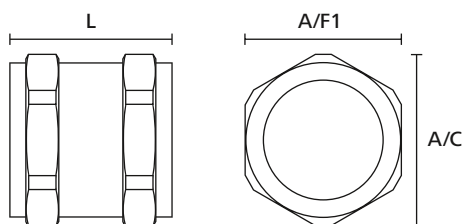
Features and Benefits

- Can be used to convert from external to internal thread



HelaGuard ACP Couplers.

MATERIAL	Nickel Plated Brass (NPB)
Operating Temperature	-100 °C to +300 °C



HelaGuard threaded coupler

TYPE	Thread Size	Length (L)	A/F Body (A/F1)	Across Corners (A/C)	Pack Cont.	Colour	Article-No.
ACP-M16	M16	22.5	20	22	10 pcs.	Metal (ML)	166-50400
ACP-M20	M20	25.0	24	27	10 pcs.	Metal (ML)	166-50401
ACP-M25	M25	30.0	29	32	10 pcs.	Metal (ML)	166-50402
ACP-M32	M32	32.5	35	39	10 pcs.	Metal (ML)	166-50403
ACP-M40	M40	34.0	48	53	2 pcs.	Metal (ML)	166-50404
ACP-M50	M50	38.0	58	64	1 pcs.	Metal (ML)	166-50405
ACP-M63	M63	45.0	70	77	1 pcs.	Metal (ML)	166-50406
ACP-M75	M75	45.0	84	93	1 pcs.	Metal (ML)	166-50407

All dimensions in mm. Subject to technical changes.
Minimum Order Quantity (MOQ) may differ from package content.



HelaGuard Accessories

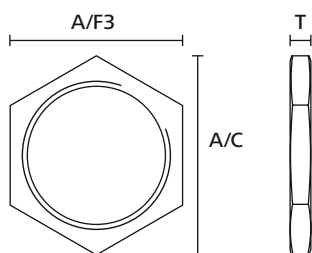
- ALNPB Nickel Plated Brass Locknuts

The ALNPB hexagonal locknut is used to secure fitting.



HelaGuard ALNPB Nickel Plated Brass Locknuts.

MATERIAL	Nickel Plated Brass (NPB)
Operating Temperature	-100 °C to +300 °C



HelaGuard locknut

TYPE	Thread Size	A/F Nut (A/F3)	Across Corners (A/C)	Thickness (T)	Pack Cont.	Colour	Article-No.
ALNPB-M12	M12	15	17	3.5	10 pcs.	Metal (ML)	166-50100
ALNPB-M16	M16	20	23	3.5	10 pcs.	Metal (ML)	166-50101
ALNPB-M20	M20	24	28	3.5	10 pcs.	Metal (ML)	166-50102
ALNPB-M25	M25	29	33	3.5	10 pcs.	Metal (ML)	166-50103
ALNPB-M32	M32	38	43	4.5	2 pcs.	Metal (ML)	166-50104
ALNPB-M40	M40	48	54	5.0	1 pcs.	Metal (ML)	166-50105
ALNPB-M50	M50	58	66	6.0	1 pcs.	Metal (ML)	166-50106
ALNPB-M63	M63	70	79	6.5	1 pcs.	Metal (ML)	166-50107
ALNPB-M75	M75	84	94	7.0	1 pcs.	Metal (ML)	166-50108
ALNPB-PG7	PG7	15	17	2.8	10 pcs.	Metal (ML)	166-50109
ALNPB-PG9	PG9	20	23	3.5	10 pcs.	Metal (ML)	166-50110
ALNPB-PG11	PG11	22	25	3.5	10 pcs.	Metal (ML)	166-50111
ALNPB-PG13	PG13.5	24	28	3.5	10 pcs.	Metal (ML)	166-50112
ALNPB-PG16	PG16	26	30	3.6	10 pcs.	Metal (ML)	166-50113
ALNPB-PG21	PG21	33	37	3.7	10 pcs.	Metal (ML)	166-50114
ALNPB-PG29	PG29	42	46	4.0	1 pcs.	Metal (ML)	166-50115
ALNPB-PG36	PG36	52	57	5.0	1 pcs.	Metal (ML)	166-50116
ALNPB-PG42	PG42	60	65	5.0	1 pcs.	Metal (ML)	166-50117
ALNPB-PG48	PG48	64	70	5.0	1 pcs.	Metal (ML)	166-50118

All dimensions in mm. Subject to technical changes.
Minimum Order Quantity (MOQ) may differ from package content.



HelaGuard Accessories

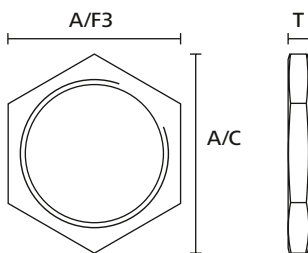
- ALS Plated Steel Locknuts

The ALS hexagonal locknut is used to secure fitting.



HelaGuard ALS Plated Steel Locknuts.

MATERIAL	Galvanised Steel (GS)
Operating Temperature	-100 °C to +300 °C



HelaGuard locknut

TYPE	Thread Size	A/F Nut (A/F3)	Across Corners (A/C)	Thickness (T)	Pack Cont.	Colour	Article-No.
ALS-M16	M16	24	27	3	10 pcs.	Metal (ML)	166-50119
ALS-M20	M20	25	28	3	10 pcs.	Metal (ML)	166-50120
ALS-M25	M25	33	38	3	10 pcs.	Metal (ML)	166-50121
ALS-M32	M32	41	47	3	2 pcs.	Metal (ML)	166-50122
ALS-M40	M40	50	58	4	1 pcs.	Metal (ML)	166-50123
ALS-M50	M50	63	72	4	1 pcs.	Metal (ML)	166-50124
ALS-M63	M63	80	92	5	1 pcs.	Metal (ML)	166-50125

All dimensions in mm. Subject to technical changes.
Minimum Order Quantity (MOQ) may differ from package content.



HelaGuard Accessories

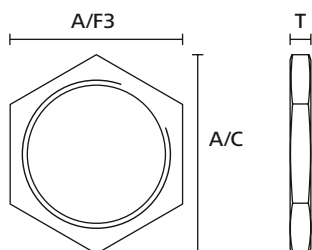
• ALSS Stainless Steel Locknuts

The ALSS hexagonal locknut is used to secure fitting.



HelaGuard ALSS Stainless Steel Locknuts.

MATERIAL	Stainless Steel (SS316)
Operating Temperature	-100 °C to +400 °C



HelaGuard locknut

TYPE	Thread Size	A/F Nut (A/F3)	Across Corners (A/C)	Thickness (T)	Pack Cont.	Colour	Article-No.
ALSS-M16	M16	20	23	3.5	10 pcs.	Metal (ML)	166-50126
ALSS-M20	M20	24	28	3.5	10 pcs.	Metal (ML)	166-50127
ALSS-M25	M25	30	34	3.5	10 pcs.	Metal (ML)	166-50128
ALSS-M32	M32	38	43	4.5	2 pcs.	Metal (ML)	166-50129
ALSS-M40	M40	48	53	5.0	1 pcs.	Metal (ML)	166-50130
ALSS-M50	M50	60	65	6.0	1 pcs.	Metal (ML)	166-50131
ALSS-M63	M63	70	76	6.5	1 pcs.	Metal (ML)	166-50132

All dimensions in mm. Subject to technical changes.

Minimum Order Quantity (MOQ) may differ from package content.



HelaGuard Accessories

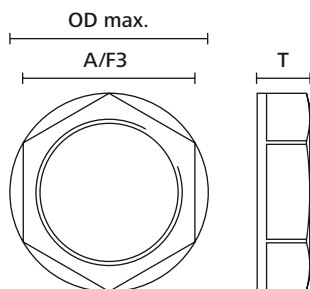
- ALPA PA66 Locknuts

The ALPA hexagonal locknut is used to secure fitting.



HelaGuard ALPA PA66 Locknuts.

MATERIAL	Polyamide 6.6, glass-fibre reinforced (PA66GF30%)
Operating Temperature	-50 °C to +135 °C



HelaGuard locknut



TYPE	Thread Size	A/F Nut (A/F3)	Outside Ø max (OD max.)	Thickness (T)	Pack Cont.	Colour	Article-No.
ALPA-M12	M12	18	20	5	10 pcs.	Black (BK)	166-50133
ALPA-M16	M16	22	24	5	10 pcs.	Black (BK)	166-50134
ALPA-M20	M20	26	29	6	10 pcs.	Black (BK)	166-50135
ALPA-M25	M25	32	35	6	10 pcs.	Black (BK)	166-50136
ALPA-M32	M32	41	46	7	2 pcs.	Black (BK)	166-50137
ALPA-M40	M40	50	55	7	1 pcs.	Black (BK)	166-50138
ALPA-M50	M50	60	66	8	1 pcs.	Black (BK)	166-50139
ALPA-M63	M63	75	83	8	1 pcs.	Black (BK)	166-50140
ALPA-PG7	PG7	19	21	5	10 pcs.	Black (BK)	166-50141
ALPA-PG9	PG9	22	24	5	10 pcs.	Black (BK)	166-50142
ALPA-PG11	PG11	24	26	5	10 pcs.	Black (BK)	166-50143
ALPA-PG13	PG13.5	27	29	6	10 pcs.	Black (BK)	166-50144
ALPA-PG16	PG16	30	33	6	10 pcs.	Black (BK)	166-50145
ALPA-PG21	PG21	36	39	7	10 pcs.	Black (BK)	166-50146
ALPA-PG29	PG29	46	50	7	1 pcs.	Black (BK)	166-50147
ALPA-PG36	PG36	60	66	8	1 pcs.	Black (BK)	166-50148
ALPA-PG42	PG42	65	73	8	1 pcs.	Black (BK)	166-50149
ALPA-PG48	PG48	70	78	8	1 pcs.	Black (BK)	166-50150

All dimensions in mm. Subject to technical changes.
Minimum Order Quantity (MOQ) may differ from package content.



HelaGuard Accessories

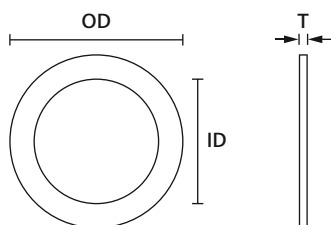
• AWS Chloroprene Sealing Washers

Features and Benefits

- Protects against water and dust
- For PG and metric threads
- Resistant to oil
- 80 Shore A compression strength



HelaGuard AWS Chloroprene Sealing Washers.



HelaGuard sealing washer

MATERIAL	Chloroprene (CR)
Operating Temperature	-40 °C to +135 °C



TYPE	Thread Size	Outside Ø (OD)	Inside Ø (ID)	Thickness (T)	Pack Cont.	Colour	Article-No.
AWS-M12	M12	20	11.5	1.5	100 pcs.	Black (BK)	166-50500
AWS-M16	M16	24	15.5	1.5	100 pcs.	Black (BK)	166-50501
AWS-M20	M20	28	19.5	1.5	50 pcs.	Black (BK)	166-50502
AWS-M25	M25	34	24.5	1.5	10 pcs.	Black (BK)	166-50503
AWS-M32	M32	42	31.5	1.5	10 pcs.	Black (BK)	166-50504
AWS-M40	M40	50	39.5	1.5	10 pcs.	Black (BK)	166-50505
AWS-M50	M50	60	49.5	1.5	10 pcs.	Black (BK)	166-50506
AWS-M63	M63	73	62.5	1.5	10 pcs.	Black (BK)	166-50507
AWS-PG7	PG7	20	11.5	1.5	100 pcs.	Black (BK)	166-50508
AWS-PG9	PG9	24	14.7	1.5	100 pcs.	Black (BK)	166-50509
AWS-PG11	PG11	25	18.1	1.5	100 pcs.	Black (BK)	166-50510
AWS-PG13	PG13.5	28	19.5	1.5	100 pcs.	Black (BK)	166-50511
AWS-PG16	PG16	29	22.0	1.5	50 pcs.	Black (BK)	166-50512
AWS-PG21	PG21	35	27.8	1.5	10 pcs.	Black (BK)	166-50513
AWS-PG29	PG29	44	36.5	1.5	10 pcs.	Black (BK)	166-50514
AWS-PG36	PG36	54	46.5	1.5	10 pcs.	Black (BK)	166-50515
AWS-PG42	PG42	61	53.5	1.5	10 pcs.	Black (BK)	166-50516
AWS-PG48	PG48	70	58.8	1.5	10 pcs.	Black (BK)	166-50517

All dimensions in mm. Subject to technical changes.
Minimum Order Quantity (MOQ) may differ from package content.



HelaGuard Accessories

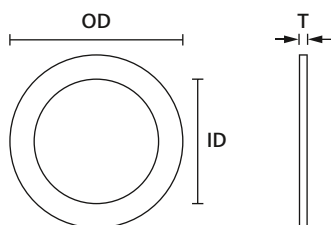
- **AFWS Vulcanised Fibre Sealing Washers**

Features and Benefits

- Rugged, tough material (78 Shore D Hardness) for tighter seal
- Protects against water and dust
- For PG and metric threads
- Resistant to oil
- 78 Shore D hardness



HelaGuard AFWS Vulcanised Fibre Sealing Washers.



HelaGuard sealing washer

MATERIAL	Vulcanised Fibre (VF)
Operating Temperature	-50 °C to +135 °C



TYPE	Thread Size	Outside Ø (OD)	Inside Ø (ID)	Thickness (T)	Pack Cont.	Colour	Article-No.
AFWS-M12	M12	20.0	12.0	1.6	100 pcs.	Red (RD)	166-50518
AFWS-M16	M16	22.0	16.0	1.6	100 pcs.	Red (RD)	166-50519
AFWS-M20	M20	26.0	20.0	1.6	50 pcs.	Red (RD)	166-50520
AFWS-M25	M25	32.0	25.0	1.6	10 pcs.	Red (RD)	166-50521
AFWS-M32	M32	41.2	32.0	1.6	10 pcs.	Red (RD)	166-50522
AFWS-M40	M40	50.0	40.0	1.6	10 pcs.	Red (RD)	166-50523
AFWS-M50	M50	60.0	50.0	1.6	10 pcs.	Red (RD)	166-50524
AFWS-M63	M63	73.0	63.0	1.6	10 pcs.	Red (RD)	166-50525
AFWS-PG7	PG7	16.5	12.5	1.6	100 pcs.	Red (RD)	166-50526
AFWS-PG9	PG9	21.2	15.2	1.6	100 pcs.	Red (RD)	166-50527
AFWS-PG11	PG11	24.6	18.2	1.6	100 pcs.	Red (RD)	166-50528
AFWS-PG13	PG13.5	26.4	20.4	1.6	100 pcs.	Red (RD)	166-50529
AFWS-PG16	PG16	28.5	22.5	1.6	50 pcs.	Red (RD)	166-50530
AFWS-PG21	PG21	34.3	28.3	1.6	10 pcs.	Red (RD)	166-50531
AFWS-PG29	PG29	43.0	37.0	1.6	10 pcs.	Red (RD)	166-50532
AFWS-PG36	PG36	53.0	47.0	1.6	10 pcs.	Red (RD)	166-50533
AFWS-PG42	PG42	60.8	54.0	1.6	10 pcs.	Red (RD)	166-50534
AFWS-PG48	PG48	67.3	59.3	1.6	10 pcs.	Red (RD)	166-50535

All dimensions in mm. Subject to technical changes.
Minimum Order Quantity (MOQ) may differ from package content.



HelaGuard Accessories

• CNV Converters

Nickel plated brass.

Features and Benefits

- Inner and outer thread
- Reduces or enlarges thread size
- Can convert between metric and PG threads



HelaGuard CNV Thread converters.

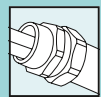
MATERIAL	Nickel Plated Brass (NPB)
Operating Temperature	-100 °C to +300 °C



TYPE	Thread Size internal	Thread Size external	Pack Cont.	Colour	Article-No.
CNV-M20-M16	M16	M20	10 pcs.	Metal (ML)	166-50900
CNV-PG7-M16	M16	PG7	10 pcs.	Metal (ML)	166-50901
CNV-PG9-M16	M16	PG9	10 pcs.	Metal (ML)	166-50902
CNV-PG11-M16	M16	PG11	10 pcs.	Metal (ML)	166-50903
CNV-PG13-M16	M16	PG13.5	10 pcs.	Metal (ML)	166-50904
CNV-PG16-M16	M16	PG16	10 pcs.	Metal (ML)	166-50905
CNV-M16-M20	M20	M16	10 pcs.	Metal (ML)	166-50906
CNV-M25-M20	M20	M25	10 pcs.	Metal (ML)	166-50907
CNV-PG9-M20	M20	PG9	10 pcs.	Metal (ML)	166-50908
CNV-PG11-M20	M20	PG11	10 pcs.	Metal (ML)	166-50909
CNV-PG13-M20	M20	PG13.5	10 pcs.	Metal (ML)	166-50910
CNV-PG16-M20	M20	PG16	10 pcs.	Metal (ML)	166-50911
CNV-PG21-M20	M20	PG21	10 pcs.	Metal (ML)	166-50912
CNV-PG29-M20	M20	PG29	2 pcs.	Metal (ML)	166-50913
CNV-M20-M25	M25	M20	10 pcs.	Metal (ML)	166-50914
CNV-M32-M25	M25	M32	10 pcs.	Metal (ML)	166-50915
CNV-M50-M25	M25	M50	1 pcs.	Metal (ML)	166-50917
CNV-PG16-M25	M25	PG16	10 pcs.	Metal (ML)	166-50918
CNV-PG21-M25	M25	PG21	10 pcs.	Metal (ML)	166-50919
CNV-PG29-M25	M25	PG29	2 pcs.	Metal (ML)	166-50920
CNV-M25-M32	M32	M25	10 pcs.	Metal (ML)	166-50921
CNV-M40-M32	M32	M40	2 pcs.	Metal (ML)	166-50922
CNV-M50-M32	M32	M50	1 pcs.	Metal (ML)	166-50923
CNV-PG21-M32	M32	PG21	2 pcs.	Metal (ML)	166-50924
CNV-PG29-M32	M32	PG29	2 pcs.	Metal (ML)	166-50925

All dimensions in mm. Subject to technical changes.

Minimum Order Quantity (MOQ) may differ from package content.



HelaGuard Accessories

• CNV Converters

TYPE	Thread Size internal	Thread Size external	Pack Cont.	Colour	Article-No.
CNV-PG36-M32	M32	PG36	2 pcs.	Metal (ML)	166-50926
CNV-M50-M40	M40	M50	1 pcs.	Metal (ML)	166-50927
CNV-M63-M40	M40	M63	1 pcs.	Metal (ML)	166-50928
CNV-PG29-M40	M40	PG29	1 pcs.	Metal (ML)	166-50929
CNV-PG36-M40	M40	PG36	1 pcs.	Metal (ML)	166-50930
CNV-M63-M50	M50	M63	1 pcs.	Metal (ML)	166-50931
CNV-M16-PG7	PG7	M16	10 pcs.	Metal (ML)	166-51000
CNV-M20-PG7	PG7	M20	10 pcs.	Metal (ML)	166-51001
CNV-PG9-PG7	PG7	PG9	10 pcs.	Metal (ML)	166-51002
CNV-PG11-PG7	PG7	PG11	10 pcs.	Metal (ML)	166-51003
CNV-PG13-PG7	PG7	PG13.5	10 pcs.	Metal (ML)	166-51004
CNV-PG16-PG7	PG7	PG16	10 pcs.	Metal (ML)	166-51005
CNV-M16-PG9	PG9	M16	10 pcs.	Metal (ML)	166-51006
CNV-M20-PG9	PG9	M20	10 pcs.	Metal (ML)	166-51007
CNV-PG7-PG9	PG9	PG7	10 pcs.	Metal (ML)	166-51008
CNV-PG11-PG9	PG9	PG11	10 pcs.	Metal (ML)	166-51009
CNV-PG13-PG9	PG9	PG13.5	10 pcs.	Metal (ML)	166-51010
CNV-PG16-PG9	PG9	PG16	10 pcs.	Metal (ML)	166-51011
CNV-M16-PG11	PG11	M16	10 pcs.	Metal (ML)	166-51012
CNV-M20-PG11	PG11	M20	10 pcs.	Metal (ML)	166-51013
CNV-PG9-PG11	PG11	PG9	10 pcs.	Metal (ML)	166-51014
CNV-PG13-PG11	PG11	PG13.5	10 pcs.	Metal (ML)	166-51015
CNV-PG16-PG11	PG11	PG16	10 pcs.	Metal (ML)	166-51016
CNV-PG21-PG11	PG11	PG21	10 pcs.	Metal (ML)	166-51017
CNV-M20-PG13	PG13.5	M20	10 pcs.	Metal (ML)	166-51018
CNV-PG11-PG13	PG13.5	PG11	10 pcs.	Metal (ML)	166-51019
CNV-PG16-PG13	PG13.5	PG16	10 pcs.	Metal (ML)	166-51020
CNV-PG21-PG13	PG13.5	PG21	10 pcs.	Metal (ML)	166-51021
CNV-M20-PG16	PG16	M20	10 pcs.	Metal (ML)	166-51022
CNV-PG13-PG16	PG16	PG13.5	10 pcs.	Metal (ML)	166-51023
CNV-PG21-PG16	PG16	PG21	10 pcs.	Metal (ML)	166-51024
CNV-PG29-PG16	PG16	PG29	2 pcs.	Metal (ML)	166-51025
CNV-M20-PG21	PG21	M20	10 pcs.	Metal (ML)	166-51026
CNV-M25-PG21	PG21	M25	10 pcs.	Metal (ML)	166-51027
CNV-PG16-PG21	PG21	PG16	10 pcs.	Metal (ML)	166-51028
CNV-PG29-PG21	PG21	PG29	2 pcs.	Metal (ML)	166-51029
CNV-M40-PG29	PG29	M40	1 pcs.	Metal (ML)	166-51030
CNV-PG21-PG29	PG29	PG21	2 pcs.	Metal (ML)	166-51031
CNV-PG36-PG29	PG29	PG36	2 pcs.	Metal (ML)	166-51032
CNV-M50-PG36	PG36	M50	1 pcs.	Metal (ML)	166-51033
CNV-PG29-PG36	PG36	PG29	2 pcs.	Metal (ML)	166-51034
CNV-PG42-PG36	PG36	PG42	2 pcs.	Metal (ML)	166-51035

All dimensions in mm. Subject to technical changes.
Minimum Order Quantity (MOQ) may differ from package content.



HelaGuard Accessories

• PAEC End Caps for Corrugated Conduits

Features and Benefits

- Fast fit
- Snaps over end of conduit when not terminated with fitting
- Provides smooth entry to prevent damage to cables
- UV resistant (black)

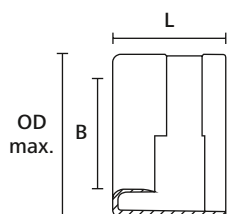


HelaGuard PAEC End Cap.

MATERIAL	Polyamide 6.6 (PA66)
Operating Temperature	-50 °C to +135 °C

HF ✓

RoHS ✓

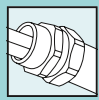


HelaGuard end cap

TYPE	Nominal Ø	Min. Bore Size (B)	Length (L)	Outside Ø max (OD max.)	Pack Cont.	Colour	Article-No.
PAEC16	16	10.5	19	18.2	10 pcs.	Black (BK)	166-50800
PAEC21	21	15.0	19	23.7	10 pcs.	Black (BK)	166-50801
PAEC28	28	20.0	22	31.2	10 pcs.	Black (BK)	166-50802
PAEC34	34	25.5	23	37.1	10 pcs.	Black (BK)	166-50803
PAEC42	42	32.0	24	45.2	10 pcs.	Black (BK)	166-50804
PAEC54	54	43.5	25	54.7	10 pcs.	Black (BK)	166-50805

All dimensions in mm. Subject to technical changes.

Minimum Order Quantity (MOQ) may differ from package content.



HelaGuard Accessories

- ConClamp Conduit Clamp**

Features and Benefits

- Holds metallic conduits and guides hacksaw for a clean cut



HelaGuard ConClamp.

TYPE	Pack Cont.	Colour	Article-No.
CONCLAMP	1 pcs.	Metal (ML)	166-51100

Subject to technical changes.
Minimum Order Quantity (MOQ) may differ from package content.

HelaGuard Accessories

- ConCutter Conduit Cutters**

Features and Benefits

- Cutting tool for non-metallic conduits



HelaGuard ConCutter.

TYPE	Conduit Ø	Pack Cont.	Colour	Article-No.
CONCUTTER1	for non-metallic conduits up to 34	1 pcs.	Black (BK)	166-51101
CONCUTTER2	for non-metallic conduits up to 67	1 pcs.	Black (BK)	166-51102

Subject to technical changes.
Minimum Order Quantity (MOQ) may differ from package content.

Accelerate your engineering with our
3D CAD models.



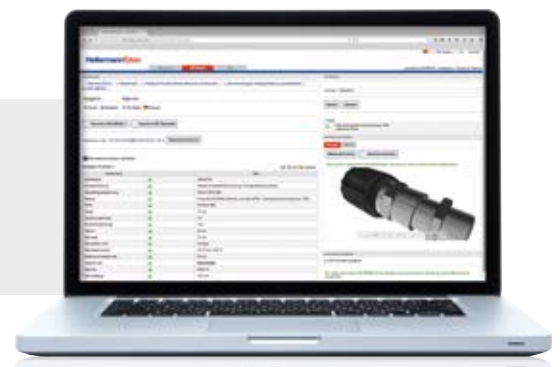
- Over 5,000 3D CAD models
- Models available in all standard CAD formats
- Online preview of CAD models
- Free download of high quality 3D and 2D data



In cooperation with



**NEW! Free 3D
CAD download!**





5.1 Technical Information

Standards Overview	142
Degrees of Protection (IP) according to DIN EN IEC 60529	143
HelaGuard Resistance to Chemicals	146
HelaGuard Thread Standards	148
Product Selection	
IEC 61386 Classification for HelaGuard Flexible Conduits	144



5.2 Numerical Index

	149
--	-----



5.3 Alphanumerical Index

	156
--	-----

**Standard Overview****EN ISO 9001:2008**

HellermannTyton are accredited to EN ISO 9001: 2008 for the design, development, manufacture, stockholding and sale of cable management products.

**EN ISO 14001:2004**

To guarantee adherence to the guidelines of our environmental policy, HellermannTyton have integrated an intensive environmental management system in accordance with EN ISO 14001:2004 into our business strategies.

**EN ISO 50001:2011**

HellermannTyton are accredited to EN ISO 50001: 2011 for Energy Management Systems.

**CE**

HellermannTyton products are marked with the CE mark showing that they comply with the essential requirements of the European Low Voltage Directive.

**IEC EN 61386**

The HelaGuard conduits have been tested to IEC EN 61386, the current and most complete worldwide standard for conduit systems.

**Rail Certifications**

HellermannTyton products are constantly being tested to the most current rail fire performance standards in Europe. Please contact HellermannTyton for further information.

**UR**

Most of HellermannTyton PA6 conduits and fittings have UL (Underwriters Laboratories) recognition for component use within UL listed equipment.

**UL**

The HellermannTyton LTSUL conduit is UL listed to UL360 and is CSA approved.

**Lloyd's Register**

Several HelaGuard conduit and fittings systems are approved by Lloyd's Register for marine applications.

**Food Safety**

The HelaGuard PSRSC conduits and range of fittings conform to EU 10/2011 European food safety regulations.

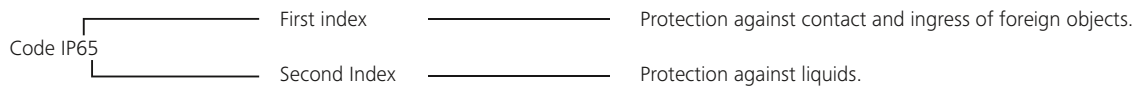
**RoHS**

HellermannTyton products meet the requirements of the European RoHS Directive, Restriction of Hazardous Substances, prohibiting the use of certain hazardous materials found in electrical and electronic products.

Definition of the degrees of protection according to DIN EN IEC 60529

The levels of protection are indicated by a code made up of two constant letters IP and two characteristic numbers for the degree of protection, e.g. IP54.

Example:



Degree of protection against access and foreign bodies

Index	Designation	Scope of protection
0	Non-protected	No special protection for persons against direct contact with live or moving parts. No protection of the equipment against ingress of solid foreign objects.
1	Protection against large foreign bodies	Protection against accidental contact of large areas with live and internal moving parts, e.g. back of hand, but not protection against deliberate access to the parts. Protection against ingress of solid foreign objects with a diameter greater than 50 mm.
2	Protection against medium-sized foreign bodies	Protection against contact between the finger and live or internal moving parts. Protection against ingress of solid foreign objects with a diameter greater than 12.5 mm.
3	Protection against small foreign bodies	Protection against contact between live or internal moving parts and tools, wires and the like with a thickness greater than 2.5 mm. Protection against ingress of solid foreign objects with a diameter greater than 2.5 mm.
4	Protection against granular foreign objects	Protection against contact between live or internal moving parts and tools, wires and the like with a thickness greater than 1 mm. Protection against ingress of solid foreign objects with a diameter greater than 1 mm.
5	Protection against dust deposits	Complete protection against contact with live or internal moving parts, protection against hazardous dust deposits. The ingress of dust is not completely prevented, but dust may not penetrate in such quantities as to impair the function.
6	Protection against dust entry	Complete protection against contact with live or internal moving parts. Protection against the ingress of dust.

Degrees of protection for water

Index	Designation	Scope of protection
0	Non-protected	No special protection.
1	Protection against vertically dripping water	Water dripping vertically must cause no damage.
2	Protection against dripping water (tilted)	Water dripping at an angle of 15° to the vertical from any direction must cause no damage.
3	Protection against spraying water	Water dripping at an angle of 60° to the vertical from any direction must cause no damage.
4	Protection against splashing water	Water that splashes against the equipment from any direction must cause no damage.
5	Protection against water jets	A water jet from a nozzle that is directed against the equipment from any direction must cause no damage.
6	Protection against flooding	Water must not penetrate the equipment in hazardous quantities in cases of temporary flooding, e.g. due to heavy seas.
7	Protection during temporary immersion	Water must not penetrate the equipment in hazardous quantities if the equipment is immersed in water under the specified conditions of pressure and time (1m for 30 min.).
8	Protection during continuous immersion	Water must not penetrate the equipment in hazardous quantities if the equipment is immersed in water (at least 2 bar for 2 h for HelaGuard IP68 non-metallic fittings and 5 bar for 5 h for HelaGuard IP68 metallic fittings.)
9k	Protection against high pressure/steam jet cleaning	Highly pressurised water directed at the enclosure from any direction must cause no damage.

IEC 61386 Classification for HelaGuard Flexible Conduits

	Compression Resistance (N)	Impact Resistance (J)	Minimum Temperature (°C)	Maximum Temperature (°C)
Non-Metallic Conduits based on nominal conduit size 21 mm				
HG-SW PA6 corrugated, standard weight (with HG fittings)	2	4	2	4
HG-LW PA6 corrugated, light weight (with HG fittings)	2	4	2	4
HG-HW PA6 corrugated, heavy weight (with HGL fittings)	2	4	2	4
HG-FR Flame retardant corrugated, standard weight (with HGL fittings)	2	4	2	4
HG-HI PA12 corrugated, standard weight (with HG fittings)	1	3	5	4
HG-DC PA6 double slit corrugated	2	4	2	4
HG-PP PP corrugated, standard weight	1	2	3	2
Metallic Conduits based on nominal conduit size 20 mm				
SC galvanised steel	4	4	5	6
SSC stainless steel	4	4	5	6
PCS galvanised steel, PVC coated (with compression fittings)	4	4	3	1
NCS galvanised steel, PA6 coated	4	4	4	4
LFHCS galvanised steel, LFH coated	4	4	3	1
LTS galvanised steel, PVC coated, liquid-tight (with compression fittings)	4	4	3	3
LTSH galvanised steel, PVC coated, liquid-tight (with compression fittings)	4	4	5	4
LTSUL galvanised steel, PVC coated, liquid-tight, UL-listed	4	4	3	3
PCSB galvanised steel, PVC coated, galvanised steel overbraid	4	4	3	1
SCSB galvanised steel, galvanised steel overbraid	4	4	5	6
PVC Conduits based on nominal conduit size 20 mm				
PSR Spiral-reinforced PVC, smooth bore	2	3	2	1
PSRSC Spiral-reinforced PVC, smooth bore, smooth cover with PSR fitting	2	3	2	1
PSRSC Spiral-reinforced PVC, smooth bore, smooth cover with PSR fitting	2	3	2	1
FlexiGuard and FlexiGuard Plus Conduits				
FG PVC-Conduit with spring steel wire	2	2	2	1

IEC 61386 Classification Key	Compression Resistance (N)	Impact Resistance (J)	Minimum Temperature (°C)	Maximum Temperature (°C)	Bend Resistance	Electrical Properties	IP Rating against solid objects*
0	–	–	–	–	–	non-declared	–
1	125	0.5	5	60	rigid	conducting	–
2	320	1	-5	90	pliable	insulating	–
3	750	2	-15	105	pliable, self-recovering	conducting/insulating	3
4	1250	6	-25	120	flexible	–	4
5	4000	20	-45	150	–	–	5
6	–	–	–	250	–	–	6
7	–	–	–	400	–	–	7

Bend Resistance	Electrical Properties	IP Rating against solid objects*	IP Rating against water*	Corrosion Resistance	Tensile Strength	Resistance to Flame Propagation	Suspended Load Capacity (N)	Page
4	0	6	6	–	2	1	0	11
4	0	6	6	–	1	1	0	12
4	0	6	8	–	3	1	0	13
4	0	6	8	–	2	1	0	14
4	0	6	6	–	1	1	0	15
4	0	4	0	–	2	1	0	16
4	2	6	6	4	2	2	0	17
4	0	4	0	1	4	1	0	64
4	0	4	0	4	4	1	0	65
4	0	6	5	2	4	1	0	72
4	0	6	4	2	4	1	0	73
4	0	6	5	2	4	1	0	74
4	0	6	8	4	4	1	0	85
4	0	6	8	4	4	1	0	86
4	0	6	8	4	4	1	0	87
4	0	5	4	2	4	1	0	95
4	0	4	0	1	4	1	0	102
4	2	6	5	–	2	1	0	109
4	2	6	7	–	3	1	0	110
4	2	6	8	–	3	1	0	110
4	2	3	0	4	1	1	1	121

IP Rating against water*	Corrosion Resistance	Tensile Strength	Resistance to Flame Propagation	Suspended Load Capacity (N)
0	–	–	–	non-declared
1	low inside and outside	100	not flame-propagating	20
2	medium inside and outside	250	flame-propagating	30
3	medium inside, high outside	500	–	150
4	high inside and outside	1000	–	450
5	–	2500	–	850
6	–	–	–	–
7	–	–	–	–

* For more information about Ingress Protection (IP) please refer to page 143.

HelaGuard Resistance to Chemicals

	ASTM NO. 1	ASTM NO. 2	ASTM NO. 3	Acetic acid (10%)	Acetone	Aluminium Chloride	Benzene	Carbon Tetrachloride	Chloroform	Citric acid	Copper Sulphate	Cresol	Diesel oil	Diethylamine	Ethanol	Ether	Ethylamine	Ethylene Glycol	Freon 32	Hydrochloric acid (10%)	Hydrochloric acid (30%)	Hydrogen Peroxide (30%)	Hydrogen Peroxide (60%)	Lactic acid	Lubricating oil	Methanol	
HelaGuard Non Metallic tubing																											
HG-SW	▲	▲	▲	△	▲	○	▲	▲	○	▲	△	○	▲	▲	▲	▲	▲	▲	▲	○	○	○	○	△	▲	△	
HG-LW	▲	▲	▲	△	▲	○	▲	▲	○	▲	△	○	▲	▲	▲	▲	▲	▲	▲	○	○	○	○	△	▲	△	
HG-HW	▲	▲	▲	△	▲	○	▲	▲	○	▲	△	○	▲	▲	▲	▲	▲	▲	▲	○	○	○	○	△	▲	△	
HG-FR	▲	▲	▲	△	▲	○	▲	▲	○	▲	△	○	▲	▲	▲	▲	▲	▲	▲	○	○	○	○	△	▲	△	
HG-HI	▲	▲	▲	△	▲	△	▲	▲	○	▲	△	○	▲	△	△	▲	△	▲	▲	○	○	○	○	△	▲	△	
HG-DC	▲	▲	▲	△	▲	○	▲	▲	○	▲	△	○	▲	▲	▲	▲	▲	▲	▲	○	○	○	○	△	▲	△	
HG-PP	▲	▲	△	△	▲	△	△	△	▲	△	○	▲	▲	▲	▲	▲	▲	▲	▲	△	△	○	○	△	▲	△	
HelaGuard Metallic tubing																											
SC	▲	▲	▲	○	▲	○	▲	▲	▲	▲	▲	▲	▲	▲	▲	▲	▲	○	○	○	○	○	○	▲	▲		
SSC	▲	▲	▲	▲	▲	○	▲	▲	▲	▲	▲	▲	▲	▲	▲	▲	▲	▲	▲	○	○	▲	▲	▲	▲		
PCS	○	○	○	△	○	○	○	○	○	▲	▲	△	△	○	○	○	○	△	△	▲	○	▲	▲	△	△		
NCS	▲	▲	▲	△	▲	○	△	▲	○	▲	△	○	▲	▲	▲	▲	▲	▲	▲	○	○	○	○	△	▲	△	
LFHCS	△	△	△	▲	○	○	○	○	○	▲	▲	○	○	▲	○	○	○	▲	○	○	○	○	○	▲	△	○	
LTS	△	▲	▲	▲	○	○	○	△	○	▲	▲	△	▲	△	○	△	△	△	△	△	○	△	○	△	▲	○	
LTSH	▲	△	△	▲	▲	○	○	△	△	▲	▲	▲	▲	▲	▲	▲	▲	▲	○	▲	▲	△	○	△	▲	▲	
LTSUL	▲	▲	▲	▲	○	○	○	△	○	▲	▲	△	▲	△	○	△	△	△	△	△	○	△	○	△	▲	○	
PCSB	○	○	○	△	○	○	○	○	○	▲	▲	△	△	○	○	○	○	△	△	▲	○	○	○	△	○		
SCSB	▲	▲	▲	○	▲	○	▲	▲	▲	▲	▲	▲	▲	▲	▲	▲	▲	○	○	○	○	○	○	▲	▲		
Spiral-reinforced PVC Conduits																											
PSR	○	○	○	△	○	△	○	△	○	▲	△	○	△	△	○	△	△	△	△	○	○	△	○	△	△	○	
PSRSC	▲	▲	▲	▲	○	○	○	△	○	▲	▲	△	▲	△	○	△	△	△	△	△	○	△	○	△	▲	○	

- ▲ Good Resistance
- △ Limited Resistance
- Poor Resistance
- ◇ Suitable with stainless steel fittings

The values shown here are for guidance only. They should not be regarded as exact specifications of materials and are not a substitute for suitability testing. Please see our datasheets for further details.

These information are valid at 23 °C.

Methyl Bromide	Methyl Ethyl Ketone	Nitric acid (10%)	Nitric acid (60%)	Oxalic acid	Ozone (Gas)	Paraffin oil	Petrol	Phenol	Sea water	Silver Nitrate	Skydrol®	Sodium Chloride	Sodium Hydroxide (10%)	Sodium Hydroxide (60%)	Sulphur Dioxide (Gas)	Sulphuric acid (10%)	Toluene	Transformer oil	1,1,1-Trichloroethane	Trichloroethylene	Turpentine	Vegetable oil	Vinyl Acetate	Water	White Spirit	Zinc Chloride	Page
○	▲	○	○	△	○	▲	▲	○	▲	▲	▲	▲	▲	○	○	▲	▲	▲	▲	△	▲	▲	△	▲	▲	○	11
○	▲	○	○	△	○	▲	▲	○	▲	▲	▲	▲	▲	○	○	▲	▲	▲	▲	△	▲	▲	△	▲	▲	○	12
○	▲	○	○	△	○	▲	▲	○	▲	▲	▲	▲	▲	○	○	▲	▲	▲	▲	△	▲	▲	△	▲	▲	○	13
○	▲	○	○	△	○	▲	▲	○	▲	▲	▲	▲	▲	○	○	▲	▲	▲	▲	△	▲	▲	△	▲	▲	○	14
○	▲	○	○	△	○	▲	▲	○	▲	▲	▲	▲	▲	△	○	○	▲	▲	▲	○	▲	▲	△	▲	▲	○	15
○	▲	○	○	△	○	▲	▲	○	▲	▲	▲	▲	▲	○	○	▲	▲	▲	▲	△	▲	▲	△	▲	▲	○	16
○	▲	△	△	△	○	▲	▲	○	▲	▲	▲	▲	▲	○	○	▲	▲	▲	△	△	○	▲	△	▲	▲	○	17
▲	▲	○	○	○	○	▲	▲	▲	○	○	▲	○	○	○	○	▲	▲	○	○	▲	▲	○	○	▲	○	▲	64
▲	▲	○	○	▲	▲	▲	▲	▲	◇	▲	▲	◇	▲	△	○	▲	▲	▲	▲	▲	▲	▲	▲	▲	▲	▲	65
○	○	▲	▲	○	△	△	○	○	△	▲	○	○	▲	△	○	○	○	△	○	○	△	△	○	▲	△	▲	72
○	▲	○	○	△	○	▲	▲	○	△	▲	▲	○	▲	▲	○	○	▲	▲	▲	△	▲	▲	△	▲	▲	○	73
○	○	▲	○	▲	▲	○	○	○	△	▲	○	▲	▲	▲	○	○	△	△	△	△	○	△	○	▲	○	▲	74
○	○	△	○	▲	△	▲	▲	△	◇	▲	○	◇	▲	▲	○	◇	○	△	○	○	△	▲	○	▲	△	○	85
△	▲	▲	▲	▲	△	▲	▲	▲	◇	▲	▲	◇	▲	○	▲	◇	○	○	△	○	○	▲	▲	▲	○	▲	86
○	○	△	○	▲	△	▲	▲	△	◇	▲	○	◇	▲	▲	○	◇	○	△	○	○	△	▲	○	▲	△	○	87
○	○	○	○	○	○	△	○	○	○	○	○	○	○	○	○	○	○	△	○	○	△	△	○	○	△	○	95
▲	▲	○	○	○	○	▲	▲	▲	○	○	▲	○	○	○	○	○	▲	▲	○	○	▲	▲	○	○	▲	○	102
○	○	○	○	△	○	△	○	○	▲	▲	○	▲	▲	△	○	○	○	△	○	○	△	△	○	▲	△	○	109
○	○	△	○	▲	△	▲	▲	△	◇	▲	○	◇	▲	▲	○	○	○	△	○	○	△	▲	○	▲	△	○	110

HelaGuard Thread Standards

Metric Thread

Standard thread conforming to EN60423

Thread size	External thread outside Ø (mm)	Internal thread inside Ø (mm)	Pitch (mm)
M12	12.0	10.4	1.5
M16	16.0	11.4	1.5
M20	20.0	18.4	1.5
M25	25.0	23.4	1.5
M32	32.0	30.4	1.5
M40	40.0	38.4	1.5
M50	50.0	48.5	1.5
M63	63.0	61.4	1.5
M75	75.0	73.4	1.5

PG Thread

German standard thread conforming to DIN40430

Thread size	External thread outside Ø (mm)	Internal thread inside Ø (mm)	Pitch (mm)
PG7	12.0	11.3	1.27
PG9	15.2	13.9	1.41
PG11	18.6	17.3	1.41
PG13.5	20.4	19.1	1.41
PG16	22.5	21.2	1.41
PG21	28.3	26.8	1.59
PG29	37.0	35.5	1.59
PG36	47.0	45.5	1.59
PG42	54.0	52.5	1.59
PG48	59.3	57.8	1.59

Article-No.	Type	Page	Article-No.	Type	Page	Article-No.	Type	Page
166-11100	HG-SW10	11	166-11908	HG-PP34	17	166-21314	HG28-SM-PG21	30
166-11101	HG-SW11	11	166-11909	HG-PP42	17	166-21315	HG34-SM-PG29	30
166-11102	HG-SW13	11	166-11910	HG-PP54	17	166-21400	HG13-SF-M16	36
166-11103	HG-SW16	11	166-11911	HG-PP67	17	166-21401	HG16-SF-M16	36
166-11104	HG-SW21	11	166-21000	HG10-S-M12	22	166-21402	HG16-SF-M20	36
166-11105	HG-SW28	11	166-21001	HG13-S-M16	22	166-21403	HG21-SF-M20	36
166-11106	HG-SW34	11	166-21002	HG16-S-M16	22	166-21404	HG28-SF-M25	36
166-11109	HG-SW67	11	166-21003	HG16-S-M20	22	166-21405	HG34-SF-M32	36
166-11110	HG-SW16	11	166-21004	HG21-S-M20	23	166-21406	HG42-SF-M40	36
166-11111	HG-SW21	11	166-21005	HG28-S-M25	23	166-21407	HG54-SF-M50	36
166-11112	HG-SW28	11	166-21006	HG34-S-M32	23	166-21408	HG13-SF-PG9	36
166-11113	HG-SW42	11	166-21007	HG42-S-M40	23	166-21409	HG16-SF-PG11	36
166-11114	HG-SW54	11	166-21008	HG54-S-M50	23	166-21410	HG16-SF-PG16	36
166-11118	HG-SW34	11	166-21009	HG67-S-M63	23	166-21411	HG21-SF-PG16	36
166-11200	HG-LW10	12	166-21010	HG10-S-PG7	22	166-21412	HG28-SF-PG21	36
166-11201	HG-LW11	12	166-21011	HG13-S-PG9	22	166-21413	HG34-SF-PG29	36
166-11202	HG-LW13	12	166-21012	HG16-S-PG11	23	166-21500	HG13-SCG-M16	48
166-11203	HG-LW16	12	166-21013	HG16-S-PG13	23	166-21501	HG16-SCG-M16	48
166-11204	HG-LW21	12	166-21014	HG21-S-PG16	23	166-21502	HG16-SCG-M20	48
166-11205	HG-LW28	12	166-21015	HG28-S-PG21	23	166-21503	HG21-SCG-M20	48
166-11206	HG-LW34	12	166-21016	HG34-S-PG29	23	166-21504	HG28-SCG-M25	48
166-11207	HG-LW42	12	166-21017	HG42-S-PG36	23	166-21505	HG34-SCG-M32	48
166-11208	HG-LW54	12	166-21018	HG54-S-PG48	23	166-21506	HG42-SCG-M40	48
166-11209	HG-LW67	12	166-21019	HG67-S-PG48	23	166-21507	HG54-SCG-M50	48
166-11302	HG-HW13	13	166-21020	HG10-S-M16	22	166-21600	HGL13-S-M16	24
166-11303	HG-HW16	13	166-21021	HG11-S-M12	22	166-21601	HGL16-S-M16	24
166-11304	HG-HW21	13	166-21022	HG13-S-M12	22	166-21602	HGL16-S-M20	24
166-11305	HG-HW28	13	166-21023	HG13-S-M20	22	166-21603	HGL21-S-M20	24
166-11306	HG-HW34	13	166-21025	HG20-S-M20	23	166-21604	HGL28-S-M25	24
166-11307	HG-HW42	13	166-21026	HG25-S-M25	23	166-21605	HGL34-S-M32	24
166-11308	HG-HW54	13	166-21027	HG28-S-M32	23	166-21606	HGL42-S-M40	25
166-11400	HG-FR10	14	166-21028	HG34-S-M40	23	166-21607	HGL54-S-M50	25
166-11401	HG-FR13	14	166-21029	HG42-S-M50	23	166-21608	HGL13-S-PG9	24
166-11402	HG-FR16	14	166-21030	HG54-S-M63	23	166-21609	HGL16-S-PG11	24
166-11403	HG-FR21	14	166-21031	HG10-S-PG9	22	166-21610	HGL16-S-PG13	24
166-11404	HG-FR28	14	166-21032	HG11-S-PG7	22	166-21611	HGL21-S-PG16	24
166-11405	HG-FR34	14	166-21033	HG13-S-PG7	22	166-21612	HGL28-S-PG21	24
166-11406	HG-FR42	14	166-21034	HG13-S-PG11	22	166-21613	HGL34-S-PG29	24
166-11407	HG-FR54	14	166-21035	HG16-S-PG9	22	166-21614	HGL42-S-PG36	25
166-11501	HG-HI13	15	166-21036	HG16-S-PG16	23	166-21616	HGL54-S-PG48	25
166-11502	HG-HI16	15	166-21039	HG21-S-PG13	23	166-21619	HGL28-S-M32	24
166-11503	HG-HI21	15	166-21040	HG21-S-PG21	23	166-21620	HGL34-S-M40	24
166-11504	HG-HI28	15	166-21041	HG28-S-PG29	23	166-21621	HGL42-S-M50	25
166-11505	HG-HI34	15	166-21042	HG54-S-PG42	23	166-21622	HGL54-S-M63	25
166-11506	HG-HI42	15	166-21200	HG16-SFL	42	166-21623	HGL16-S-PG9	24
166-11507	HG-HI54	15	166-21201	HG21-SFL	42	166-21624	HGL16-S-PG16	24
166-11800	HG-DC11	16	166-21202	HG28-SFL	42	166-21625	HGL21-S-PG13	24
166-11801	HG-DC13	16	166-21203	HG34-SFL	42	166-21626	HGL21-S-PG21	24
166-11802	HG-DC16	16	166-21204	HG42-SFL	42	166-21627	HGL28-S-PG29	24
166-11803	HG-DC21	16	166-21300	HG13-SM-M16	30	166-21628	HGL54-S-PG42	25
166-11804	HG-DC28	16	166-21301	HG16-SM-M16	30	166-21800	HGL16-SFL	43
166-11805	HG-DC34	16	166-21302	HG16-SM-M20	30	166-21801	HGL21-SFL	43
166-11806	HG-DC42	16	166-21303	HG21-SM-M20	30	166-21802	HGL28-SFL	43
166-11807	HG-DC54	16	166-21304	HG28-SM-M25	30	166-21803	HGL34-SFL	43
166-11900	HG-PP10	17	166-21305	HG34-SM-M32	30	166-21804	HGL42-SFL	43
166-11901	HG-PP13	17	166-21306	HG42-SM-M40	30	166-21900	HGL13-SM-M16	31
166-11902	HG-PP16	17	166-21307	HG54-SM-M50	30	166-21901	HGL16-SM-M16	31
166-11903	HG-PP20	17	166-21309	HG13-SM-PG9	30	166-21902	HGL16-SM-M20	31
166-11904	HG-PP21	17	166-21310	HG16-SM-PG9	30	166-21903	HGL21-SM-M20	31
166-11905	HG-PP25	17	166-21311	HG16-SM-PG11	30	166-21904	HGL28-SM-M25	31
166-11906	HG-PP26	17	166-21312	HG21-SM-PG13	30	166-21905	HGL34-SM-M32	31
166-11907	HG-PP28	17	166-21313	HG21-SM-PG16	30	166-21906	HGL42-SM-M40	31

Article-No.	Type	Page	Article-No.	Type	Page	Article-No.	Type	Page
166-21907	HGL54-SM-M50	31	166-22501	HG16-90M-M16	32	166-23102	HGL16-90M-M20	33
166-21909	HGL13-SM-PG9	31	166-22502	HG16-90M-M20	32	166-23103	HGL21-90M-M20	33
166-21910	HGL16-SM-PG9	31	166-22503	HG21-90M-M20	32	166-23104	HGL28-90M-M25	33
166-21911	HGL16-SM-PG11	31	166-22504	HG28-90M-M25	32	166-23105	HGL34-90M-M32	33
166-21912	HGL21-SM-PG13	31	166-22505	HG34-90M-M32	32	166-23106	HGL42-90M-M40	33
166-21913	HGL21-SM-PG16	31	166-22506	HG42-90M-M40	32	166-23107	HGL54-90M-M50	33
166-21914	HGL28-SM-PG21	31	166-22507	HG54-90M-M50	32	166-23108	HGL13-90M-PG9	33
166-21915	HGL34-SM-PG29	31	166-22509	HG13-90M-PG9	32	166-23109	HGL16-90M-PG9	33
166-22000	HGL13-SF-M16	37	166-22510	HG16-90M-PG9	32	166-23110	HGL16-90M-PG11	33
166-22001	HGL16-SF-M16	37	166-22511	HG16-90M-PG11	32	166-23111	HGL21-90M-PG13	33
166-22002	HGL16-SF-M20	37	166-22512	HG21-90M-PG13	32	166-23112	HGL21-90M-PG16	33
166-22003	HGL21-SF-M20	37	166-22513	HG21-90M-PG16	32	166-23113	HGL28-90M-PG21	33
166-22004	HGL28-SF-M25	37	166-22514	HG28-90M-PG21	32	166-23114	HGL34-90M-PG29	33
166-22005	HGL34-SF-M32	37	166-22515	HG34-90M-PG29	32	166-23200	HGL13-90F-M16	39
166-22006	HGL42-SF-M40	37	166-22600	HG13-90F-M16	38	166-23201	HGL16-90F-M16	39
166-22007	HGL54-SF-M50	37	166-22601	HG16-90F-M16	38	166-23202	HGL16-90F-M20	39
166-22009	HGL13-SF-PG9	37	166-22602	HG16-90F-M20	38	166-23203	HGL21-90F-M20	39
166-22011	HGL16-SF-PG11	37	166-22603	HG21-90F-M20	38	166-23204	HGL28-90F-M25	39
166-22012	HGL16-SF-PG16	37	166-22604	HG28-90F-M25	38	166-23205	HGL34-90F-M32	39
166-22013	HGL21-SF-PG16	37	166-22605	HG34-90F-M32	38	166-23206	HGL42-90F-M40	39
166-22014	HGL28-SF-PG21	37	166-22606	HG42-90F-M40	38	166-23207	HGL54-90F-M50	39
166-22015	HGL34-SF-PG29	37	166-22607	HG54-90F-M50	38	166-23208	HGL13-90F-PG9	39
166-22100	HGL13-SCG-M16	49	166-22608	HG13-90F-PG9	38	166-23210	HGL16-90F-PG11	39
166-22101	HGL16-SCG-M16	49	166-22610	HG16-90F-PG11	38	166-23212	HGL21-90F-PG16	39
166-22102	HGL16-SCG-M20	49	166-22611	HG21-90F-PG16	38	166-23213	HGL28-90F-PG21	39
166-22103	HGL21-SCG-M20	49	166-22612	HG28-90F-PG21	38	166-23214	HGL34-90F-PG29	39
166-22104	HGL28-SCG-M25	49	166-22613	HG34-90F-PG29	38	166-23301	HG13-90CG-M16	50
166-22105	HGL34-SCG-M32	49	166-22701	HGL13-90CG-M16	51	166-23302	HG16-90CG-M16	50
166-22106	HGL42-SCG-M40	49	166-22702	HGL16-90CG-M16	51	166-23303	HG16-90CG-M20	50
166-22107	HGL54-SCG-M50	49	166-22703	HGL16-90CG-M20	51	166-23304	HG21-90CG-M20	50
166-22200	HG10-90-M12	25	166-22704	HGL21-90CG-M20	51	166-23305	HG28-90CG-M25	50
166-22201	HG13-90-M16	25	166-22705	HGL28-90CG-M25	51	166-23306	HG34-90CG-M32	50
166-22202	HG16-90-M16	26	166-22706	HGL34-90CG-M32	51	166-23307	HG42-90CG-M40	50
166-22203	HG16-90-M20	26	166-22707	HGL42-90CG-M40	51	166-23308	HG54-90CG-M50	50
166-22204	HG21-90-M20	26	166-22708	HGL54-90CG-M50	51	166-23400	HG16-45-M20	28
166-22205	HG28-90-M25	26	166-22800	HGL13-90-M16	27	166-23401	HG21-45-M20	28
166-22206	HG34-90-M32	26	166-22801	HGL16-90-M16	27	166-23402	HG28-45-M25	28
166-22207	HG42-90-M40	26	166-22802	HGL16-90-M20	27	166-23403	HG34-45-M32	28
166-22208	HG54-90-M50	26	166-22803	HGL21-90-M20	27	166-23404	HG42-45-M50	28
166-22209	HG67-90-M63	26	166-22804	HGL28-90-M25	27	166-23405	HG54-45-M50	28
166-22210	HG10-90-PG7	25	166-22805	HGL34-90-M32	27	166-23406	HG16-45-PG13	28
166-22211	HG13-90-PG9	25	166-22806	HGL42-90-M40	27	166-23407	HG21-45-PG13	28
166-22212	HG16-90-PG11	26	166-22807	HGL54-90-M50	27	166-23408	HG21-45-PG16	28
166-22213	HG16-90-PG13	26	166-22808	HGL13-90-PG9	27	166-23409	HG28-45-PG21	28
166-22214	HG21-90-PG16	26	166-22809	HGL16-90-PG11	27	166-23410	HG34-45-PG29	28
166-22215	HG28-90-PG21	26	166-22810	HGL16-90-PG13	27	166-23411	HG42-45-PG36	28
166-22216	HG34-90-PG29	26	166-22811	HGL21-90-PG16	27	166-23600	HG16-45FL	46
166-22217	HG42-90-PG36	26	166-22812	HGL28-90-PG21	27	166-23601	HG21-45FL	46
166-22218	HG54-90-PG48	26	166-22813	HGL34-90-PG29	27	166-23602	HG28-45FL	46
166-22219	HG67-90-PG48	26	166-22814	HGL42-90-PG36	27	166-23603	HG34-45FL	46
166-22220	HG11-90-M12	25	166-22815	HGL54-90-PG48	27	166-23604	HG42-45FL	46
166-22222	HG25-90-M25	26	166-22818	HGL42-90-M50	27	166-23700	HG16-45M-M20	34
166-22223	HG42-90-M50	26	166-22819	HGL54-90-M63	27	166-23701	HG21-45M-M20	34
166-22224	HG54-90-M63	26	166-22820	HGL16-90-PG9	27	166-23702	HG28-45M-M25	34
166-22225	HG16-90-PG9	26	166-22821	HGL21-90-PG13	27	166-23703	HG34-45M-M32	34
166-22227	HG21-90-PG13	26	166-23000	HGL16-90FL	45	166-23704	HG42-45M-M50	34
166-22400	HG16-90FL	44	166-23001	HGL21-90FL	45	166-23705	HG54-45M-M50	34
166-22401	HG21-90FL	44	166-23002	HGL28-90FL	45	166-23706	HG16-45M-PG13	34
166-22402	HG28-90FL	44	166-23003	HGL34-90FL	45	166-23707	HG16-45M-PG16	34
166-22403	HG34-90FL	44	166-23004	HGL42-90FL	45	166-23708	HG21-45M-PG13	34
166-22404	HG42-90FL	44	166-23100	HGL13-90M-M16	33	166-23709	HG21-45M-PG16	34
166-22500	HG13-90M-M16	32	166-23101	HGL16-90M-M16	33	166-23710	HG28-45M-PG21	34

Article-No.	Type	Page	Article-No.	Type	Page	Article-No.	Type	Page
166-23711	HG34-45M-PG29	34	166-24600	HG16-HG16	60	166-30110	SC10	64
166-23800	HG16-45F-M20	40	166-24601	HG21-HG21	60	166-30111	SC12	64
166-23801	HG21-45F-M20	40	166-24602	HG28-HG28	60	166-30112	SC16	64
166-23802	HG28-45F-M25	40	166-24603	HG34-HG34	60	166-30113	SC20	64
166-23803	HG34-45F-M32	40	166-24800	HG16-T	54	166-30114	SC25	64
166-23804	HG42-45F-M50	40	166-24801	HG20-T	54	166-30115	SC32	64
166-23805	HG54-45F-M50	40	166-24802	HG21-T	54	166-30116	SC40	64
166-23807	HG16-45F-PG16	40	166-24803	HG28-T	54	166-30117	SC50	64
166-23808	HG21-45F-PG16	40	166-24804	HG34-T	54	166-30200	SSC10	65
166-23809	HG28-45F-PG21	40	166-24805	HG42-T	54	166-30201	SSC12	65
166-23810	HG34-45F-PG29	40	166-24900	HGL16-T	55	166-30202	SSC16	65
166-23903	HG16-45CG-M20	52	166-24901	HGL21-T	55	166-30203	SSC20	65
166-23904	HG21-45CG-M20	52	166-24902	HGL28-T	55	166-30204	SSC25	65
166-23905	HG28-45CG-M25	52	166-24903	HGL34-T	55	166-30205	SSC32	65
166-23906	HG34-45CG-M32	52	166-24904	HGL42-T	55	166-30206	SSC40	65
166-23907	HG42-45CG-M40	52	166-25000	HG13-R16	58	166-30207	SSC50	65
166-23908	HG54-45CG-M50	52	166-25001	HG13-R21	58	166-30300	SC10-FM-M12	66
166-24000	HGL16-45-M20	29	166-25002	HG16-R21	58	166-30301	SC12-FM-M16	66
166-24001	HGL21-45-M20	29	166-25003	HG25-R28	58	166-30302	SC16-FM-M16	66
166-24002	HGL28-45-M25	29	166-25004	HG21-R28	58	166-30303	SC16-FM-M20	66
166-24003	HGL34-45-M32	29	166-25005	HG16-R34	58	166-30304	SC20-FM-M20	66
166-24004	HGL42-45-M50	29	166-25006	HG28-R34	58	166-30305	SC25-FM-M25	66
166-24005	HGL54-45-M50	29	166-25007	HG21-R34	58	166-30306	SC32-FM-M32	66
166-24006	HGL16-45-PG13	29	166-25008	HG34-R42	58	166-30307	SC40-FM-M40	66
166-24007	HGL21-45-PG13	29	166-25009	HG28-R42	58	166-30308	SC50-FM-M50	66
166-24008	HGL21-45-PG16	29	166-25010	HG21-R42	58	166-30309	SC63-FM-M63	66
166-24009	HGL28-45-PG21	29	166-25100	HGL13-R16	59	166-30310	SC75-FM-M75	66
166-24010	HGL34-45-PG29	29	166-25101	HGL16-R21	59	166-30311	SC10-FM-PG7	66
166-24011	HGL42-45-PG36	29	166-25102	HGL21-R28	59	166-30314	SC16-FM-PG11	66
166-24200	HGL16-45FL	47	166-25103	HGL16-R28	59	166-30315	SC20-FM-PG16	66
166-24201	HGL21-45FL	47	166-25104	HGL28-R34	59	166-30316	SC25-FM-PG21	66
166-24202	HGL28-45FL	47	166-25105	HGL21-R34	59	166-30317	SC32-FM-PG29	66
166-24203	HGL34-45FL	47	166-25106	HGL16-R34	59	166-30318	SC40-FM-PG36	66
166-24204	HGL42-45FL	47	166-25107	HGL34-R42	59	166-30319	SC50-FM-PG42	66
166-24300	HGL16-45M-M20	35	166-25108	HGL28-R42	59	166-30320	SC63-FM-PG48	66
166-24301	HGL21-45M-M20	35	166-25109	HGL21-R42	59	166-30321	SSC10-FM-M12	67
166-24302	HGL28-45M-M25	35	166-25700	PACC13	124	166-30322	SSC12-FM-M16	67
166-24303	HGL34-45M-M32	35	166-25701	PACC16	124	166-30323	SSC16-FM-M16	67
166-24304	HGL42-45M-M50	35	166-25702	PACC21	124	166-30324	SSC20-FM-M20	67
166-24305	HGL54-45M-M50	35	166-25703	PACC28	124	166-30325	SSC25-FM-M25	67
166-24306	HGL16-45M-PG13	35	166-25704	PACC34	124	166-30326	SSC32-FM-M32	67
166-24307	HGL16-45M-PG16	35	166-25705	PACC42	124	166-30327	SSC40-FM-M40	67
166-24308	HGL21-45M-PG13	35	166-25706	PACC54	124	166-30328	SSC50-FM-M50	67
166-24309	HGL21-45M-PG16	35	166-25707	PACC10	124	166-30400	SC10-SM-M12	68
166-24310	HGL28-45M-PG21	35	166-25801	HG16-Y13	56	166-30401	SC12-SM-M16	68
166-24311	HGL34-45M-PG29	35	166-25802	HG21-Y16	56	166-30402	SC16-SM-M16	68
166-24400	HGL16-45F-M20	41	166-25803	HG28-Y21	56	166-30403	SC16-SM-M20	68
166-24401	HGL21-45F-M20	41	166-25804	HG34-Y28	56	166-30404	SC20-SM-M20	68
166-24402	HGL28-45F-M25	41	166-25901	HGL16-Y13	57	166-30405	SC25-SM-M25	68
166-24403	HGL34-45F-M32	41	166-25902	HGL21-Y16	57	166-30406	SC32-SM-M32	68
166-24404	HGL42-45F-M50	41	166-25903	HGL28-Y21	57	166-30407	SC40-SM-M40	68
166-24405	HGL54-45F-M50	41	166-25904	HGL34-Y28	57	166-30408	SC50-SM-M50	68
166-24407	HGL16-45F-PG16	41	166-30100	SC10	64	166-30409	SC63-SM-M63	68
166-24408	HGL21-45F-PG16	41	166-30101	SC12	64	166-30410	SC10-SM-PG7	68
166-24409	HGL28-45F-PG21	41	166-30102	SC16	64	166-30411	SC12-SM-PG9	68
166-24410	HGL34-45F-PG29	41	166-30103	SC20	64	166-30412	SC16-SM-PG11	68
166-24503	HGL16-45CG-M20	53	166-30104	SC25	64	166-30413	SC20-SM-PG13	68
166-24504	HGL21-45CG-M20	53	166-30105	SC32	64	166-30414	SC20-SM-PG16	68
166-24505	HGL28-45CG-M25	53	166-30106	SC40	64	166-30415	SC25-SM-PG21	68
166-24506	HGL34-45CG-M32	53	166-30107	SC50	64	166-30416	SC32-SM-PG29	68
166-24507	HGL42-45CG-M40	53	166-30108	SC63	64	166-30417	SC40-SM-PG36	68
166-24508	HGL54-45CG-M50	53	166-30109	SC75	64	166-30418	SC50-SM-PG42	68

Article-No.	Type	Page	Article-No.	Type	Page	Article-No.	Type	Page
166-30419	SSC10-SM-M12	69	166-31009	PCS63-FM-M63	75	166-31505	PCS32-SMC-M32	80
166-30420	SSC12-SM-M16	69	166-31010	PCS10-FM-PG7	75	166-31601	PCS12-90FMC-M16	81
166-30421	SSC16-SM-M16	69	166-31011	PCS12-FM-PG9	75	166-31602	PCS16-90FMC-M16	81
166-30422	SSC20-SM-M20	69	166-31012	PCS16-FM-PG11	75	166-31603	PCS16-90FMC-M20	81
166-30423	SSC25-SM-M25	69	166-31014	PCS20-FM-PG16	75	166-31604	PCS20-90FMC-M20	81
166-30424	SSC32-SM-M32	69	166-31015	PCS25-FM-PG21	75	166-31605	PCS25-90FMC-M25	81
166-30500	SC10-PC	70	166-31016	PCS32-FM-PG29	75	166-31606	PCS32-90FMC-M32	81
166-30501	SC12-PC	70	166-31017	PCS40-FM-PG36	75	166-31700	PCS20-PCS20	82
166-30502	SC16-PC	70	166-31018	PCS50-FM-PG42	75	166-31701	PCS25-PCS25	82
166-30503	SC20-PC	70	166-31019	PCS75-FM-M75	75	166-31800	PCS10-EI	84
166-30504	SC25-PC	70	166-31100	PCS10-SM-M12	76	166-31801	PCS12-EI	84
166-30505	SC32-PC	70	166-31101	PCS12-SM-M16	76	166-31802	PCS16-EI	84
166-30506	SC40-PC	70	166-31102	PCS16-SM-M16	76	166-31803	PCS20-EI	84
166-30507	SC50-PC	70	166-31103	PCS16-SM-M20	76	166-31804	PCS25-EI	84
166-30508	SC63-PC	70	166-31104	PCS20-SM-M20	76	166-31805	PCS32-EI	84
166-30509	SC75-PC	70	166-31105	PCS25-SM-M25	76	166-31806	PCS40-EI	84
166-30600	SC16-FF-M20	71	166-31106	PCS32-SM-M32	76	166-31807	PCS50-EI	84
166-30601	SC20-FF-M20	71	166-31107	PCS40-SM-M40	76	166-31900	LTS10	85
166-30602	SC25-FF-M25	71	166-31108	PCS50-SM-M50	76	166-31901	LTS12	85
166-30603	SC32-FF-M32	71	166-31109	PCS63-SM-M63	76	166-31902	LTS16	85
166-30700	PCS10	72	166-31110	PCS10-SM-PG7	76	166-31903	LTS20	85
166-30701	PCS12	72	166-31111	PCS12-SM-PG9	76	166-31904	LTS25	85
166-30702	PCS16	72	166-31112	PCS16-SM-PG11	76	166-31905	LTS32	85
166-30703	PCS20	72	166-31113	PCS20-SM-PG13	76	166-31906	LTS40	85
166-30704	PCS25	72	166-31114	PCS20-SM-PG16	76	166-31907	LTS50	85
166-30705	PCS32	73	166-31115	PCS25-SM-PG21	76	166-31908	LTS63	85
166-30706	PCS40	73	166-31116	PCS32-SM-PG29	76	166-31917	LTS16	85
166-30707	PCS50	73	166-31117	PCS40-SM-PG36	76	166-31918	LTS20	85
166-30708	PCS63	73	166-31118	PCS50-SM-PG42	76	166-31919	LTS25	85
166-30709	PCS75	73	166-31200	PCS10-PC	77	166-31921	LTS32	85
166-30722	PCS10	72	166-31201	PCS12-PC	77	166-31927	LTS40	85
166-30723	PCS12	72	166-31202	PCS16-PC	77	166-32001	LTS12	86
166-30724	PCS16	72	166-31203	PCS20-PC	77	166-32002	LTS16	86
166-30725	PCS20	72	166-31204	PCS25-PC	77	166-32003	LTS20	86
166-30726	PCS25	72	166-31205	PCS32-PC	77	166-32004	LTS25	86
166-30727	PCS32	73	166-31206	PCS40-PC	77	166-32005	LTS32	86
166-30728	PCS40	73	166-31207	PCS50-PC	77	166-32006	LTS40	86
166-30729	PCS50	73	166-31208	PCS63-PC	77	166-32007	LTS50	86
166-30730	PCS63	73	166-31209	PCS75-PC	77	166-32100	LTSUL16	87
166-30731	PCS75	73	166-31300	PCS16-FF-M20	78	166-32101	LTSUL20	87
166-30800	NCS32	73	166-31301	PCS20-FF-M20	78	166-32102	LTSUL25	87
166-30801	NCS16	73	166-31302	PCS25-FF-M25	78	166-32103	LTSUL32	87
166-30802	NCS20	73	166-31303	PCS32-FF-M32	78	166-32104	LTSUL40	87
166-30803	NCS25	73	166-31400	PCS10-FMC-M12	79	166-32105	LTSUL50	87
166-30900	LFHCS12	74	166-31401	PCS12-FMC-M16	79	166-32106	LTSUL63	87
166-30901	LFHCS16	74	166-31402	PCS16-FMC-M16	79	166-32200	LTS10-FMC-M12	88
166-30902	LFHCS20	74	166-31403	PCS16-FMC-M20	79	166-32201	LTS10-FMC-M16	88
166-30903	LFHCS25	74	166-31404	PCS20-FMC-M20	79	166-32203	LTS12-FMC-M16	88
166-30904	LFHCS32	74	166-31405	PCS25-FMC-M25	79	166-32204	LTS16-FMC-M16	88
166-30905	LFHCS40	74	166-31406	PCS32-FMC-M32	79	166-32205	LTS16-FMC-M20	88
166-30906	LFHCS50	74	166-31407	PCS40-FMC-M40	79	166-32206	LTS20-FMC-M20	88
166-30907	LFHCS63	74	166-31408	PCS50-FMC-M50	79	166-32207	LTS25-FMC-M25	88
166-30908	LFHCS75	74	166-31409	PCS16-FMC-PG11	79	166-32208	LTS32-FMC-M32	88
166-31000	PCS10-FM-M12	75	166-31410	PCS20-FMC-PG16	79	166-32209	LTS40-FMC-M40	88
166-31001	PCS12-FM-M16	75	166-31411	PCS25-FMC-PG21	79	166-32210	LTS50-FMC-M50	88
166-31002	PCS16-FM-M16	75	166-31412	PCS32-FMC-PG29	79	166-32211	LTS63-FMC-M63	88
166-31003	PCS16-FM-M20	75	166-31415	PCS40-FMC-PG36	79	166-32212	LTS16-FMC-PG11	88
166-31004	PCS20-FM-M20	75	166-31500	PCS12-SMC-M16	80	166-32213	LTS20-FMC-PG16	88
166-31005	PCS25-FM-M25	75	166-31501	PCS16-SMC-M16	80	166-32214	LTS25-FMC-PG21	88
166-31006	PCS32-FM-M32	75	166-31502	PCS16-SMC-M20	80	166-32215	LTS32-FMC-PG29	88
166-31007	PCS40-FM-M40	75	166-31503	PCS20-SMC-M20	80	166-32216	LTS16-FMC-PG13	88
166-31008	PCS50-FM-M50	75	166-31504	PCS25-SMC-M25	80	166-32300	LTS12-SMC-M16	89

Article-No.	Type	Page	Article-No.	Type	Page	Article-No.	Type	Page
166-32301	LTS16-SMC-M16	89	166-33909	PCSB16-SM-PG11	97	166-34710	SCSB25-SM-PG21	104
166-32302	LTS16-SMC-M20	89	166-33910	PCSB20-SM-PG16	97	166-34711	SCSB32-SM-PG29	104
166-32303	LTS20-SMC-M20	89	166-33911	PCSB25-SM-PG21	97	166-34712	SCSB40-SM-PG36	104
166-32304	LTS25-SMC-M25	89	166-33912	PCSB32-SM-PG29	97	166-34800	SCSB12-PC	105
166-32305	LTS32-SMC-M32	89	166-33913	PCSB40-SM-PG36	97	166-34801	SCSB16-PC	105
166-32400	LTS12-90FMC-M16	90	166-33914	PCSB50-SM-PG42	97	166-34802	SCSB20-PC	105
166-32401	LTS16-90FMC-M16	90	166-34000	PCSB12-PC	98	166-34803	SCSB25-PC	105
166-32402	LTS16-90FMC-M20	90	166-34001	PCSB16-PC	98	166-34804	SCSB32-PC	105
166-32403	LTS20-90FMC-M20	90	166-34002	PCSB20-PC	98	166-34805	SCSB40-PC	105
166-32404	LTS25-90FMC-M25	90	166-34003	PCSB25-PC	98	166-36101	PCS16-SCG-M16	83
166-32405	LTS32-90FMC-M32	90	166-34004	PCSB32-PC	98	166-36102	PCS20-SCG-M20	83
166-32406	LTS40-90FMC-M40	90	166-34005	PCSB40-PC	98	166-36103	PCS25-SCG-M25	83
166-32407	LTS50-90FMC-M50	90	166-34006	PCSB50-PC	98	166-36104	PCS32-SCG-M32	83
166-32408	LTS63-90FMC-M63	90	166-34100	PCSB16-FMC-M16	99	166-36201	LTS16-SCG-M16	93
166-32500	LTS16-45FMC-M20	91	166-34101	PCSB16-FMC-M20	99	166-36202	LTS20-SCG-M20	93
166-32501	LTS20-45FMC-M20	91	166-34102	PCSB20-FMC-M20	99	166-36203	LTS25-SCG-M25	93
166-32502	LTS25-45FMC-M25	91	166-34103	PCSB25-FMC-M25	99	166-36204	LTS32-SCG-M32	93
166-32503	LTS32-45FMC-M32	91	166-34104	PCSB32-FMC-M32	99	166-40001	PSR12	109
166-32504	LTS40-45FMC-M40	91	166-34105	PCSB16-FMC-PG11	99	166-40002	PSR16	109
166-32505	LTS50-45FMC-M50	91	166-34106	PCSB20-FMC-PG16	99	166-40003	PSR20	109
166-32506	LTS63-45FMC-M63	91	166-34107	PCSB25-FMC-PG21	99	166-40004	PSR25	109
166-32600	LTS20-LTS20	92	166-34108	PCSB32-FMC-PG29	99	166-40005	PSR32	109
166-32601	LTS25-LTS25	92	166-34200	PCSB16-SMC-M16	100	166-40006	PSR40	109
166-32700	LTS10-EI	94	166-34201	PCSB16-SMC-M20	100	166-40007	PSR50	109
166-32701	LTS12-EI	94	166-34202	PCSB20-SMC-M20	100	166-40008	PSR63	109
166-32702	LTS16-EI	94	166-34203	PCSB25-SMC-M25	100	166-40301	PSRSC12	110
166-32703	LTS20-EI	94	166-34204	PCSB32-SMC-M32	100	166-40302	PSRSC16	110
166-32704	LTS25-EI	94	166-34300	PCSB16-90FMC-M16	101	166-40303	PSRSC20	110
166-32705	LTS32-EI	94	166-34301	PCSB16-90FMC-M20	101	166-40304	PSRSC25	110
166-32706	LTS40-EI	94	166-34302	PCSB20-90FMC-M20	101	166-40305	PSRSC32	110
166-32707	LTS50-EI	94	166-34303	PCSB25-90FMC-M25	101	166-40306	PSRSC40	110
166-32708	LTS63-EI	94	166-34304	PCSB32-90FMC-M32	101	166-40307	PSRSC50	110
166-33600	PCSB12	95	166-34400	SCSB12	102	166-40308	PSRSC63	110
166-33601	PCSB16	95	166-34401	SCSB16	102	166-40701	PSR12-S-M16	112
166-33602	PCSB20	95	166-34402	SCSB20	102	166-40702	PSR16-S-M16	112
166-33603	PCSB25	95	166-34403	SCSB25	102	166-40703	PSR16-S-M20	112
166-33604	PCSB32	95	166-34404	SCSB32	102	166-40704	PSR20-S-M20	112
166-33605	PCSB40	95	166-34405	SCSB40	102	166-40705	PSR25-S-M25	112
166-33606	PCSB50	95	166-34406	SCSB50	102	166-40706	PSR32-S-M32	112
166-33800	PCSB12-FM-M16	96	166-34600	SCSB12-FM-M16	103	166-40707	PSR40-S-M40	112
166-33801	PCSB16-FM-M16	96	166-34601	SCSB16-FM-M16	103	166-40708	PSR50-S-M50	112
166-33802	PCSB16-FM-M20	96	166-34602	SCSB16-FM-M20	103	166-40709	PSR63-S-M63	112
166-33803	PCSB20-FM-M20	96	166-34603	SCSB20-FM-M20	103	166-40801	PSR16-90-M16	113
166-33804	PCSB25-FM-M25	96	166-34604	SCSB25-FM-M25	103	166-40802	PSR16-90-M20	113
166-33805	PCSB32-FM-M32	96	166-34605	SCSB32-FM-M32	103	166-40803	PSR20-90-M20	113
166-33806	PCSB40-FM-M40	96	166-34606	SCSB40-FM-M40	103	166-40804	PSR25-90-M25	113
166-33807	PCSB50-FM-M50	96	166-34607	SCSB12-FM-PG9	103	166-40805	PSR32-90-M32	113
166-33808	PCSB12-FM-PG9	96	166-34608	SCSB16-FM-PG11	103	166-40806	PSR40-90-M40	113
166-33809	PCSB16-FM-PG11	96	166-34609	SCSB20-FM-PG16	103	166-41001	PSRSC12-FMC-M16	114
166-33810	PCSB20-FM-PG16	96	166-34610	SCSB25-FM-PG21	103	166-41002	PSRSC16-FMC-M16	114
166-33811	PCSB25-FM-PG21	96	166-34611	SCSB32-FM-PG29	103	166-41003	PSRSC16-FMC-M20	114
166-33812	PCSB32-FM-PG29	96	166-34612	SCSB40-FM-PG36	103	166-41004	PSRSC20-FMC-M20	114
166-33813	PCSB40-FM-PG36	96	166-34700	SCSB12-SM-M16	104	166-41005	PSRSC25-FMC-M25	114
166-33900	PCSB12-SM-M16	97	166-34701	SCSB16-SM-M16	104	166-41006	PSRSC32-FMC-M32	114
166-33901	PCSB16-SM-M16	97	166-34702	SCSB16-SM-M20	104	166-41007	PSRSC40-FMC-M40	114
166-33902	PCSB16-SM-M20	97	166-34703	SCSB20-SM-M20	104	166-41008	PSRSC50-FMC-M50	114
166-33903	PCSB20-SM-M20	97	166-34704	SCSB25-SM-M25	104	166-41009	PSRSC63-FMC-M63	114
166-33904	PCSB25-SM-M25	97	166-34705	SCSB32-SM-M32	104	166-41101	PSRSC16-SMC-M16	115
166-33905	PCSB32-SM-M32	97	166-34706	SCSB40-SM-M40	104	166-41102	PSRSC16-SMC-M20	115
166-33906	PCSB40-SM-M40	97	166-34707	SCSB12-SM-PG9	104	166-41103	PSRSC20-SMC-M20	115
166-33907	PCSB50-SM-M50	97	166-34708	SCSB16-SM-PG11	104	166-41104	PSRSC25-SMC-M25	115
166-33908	PCSB12-SM-PG9	97	166-34709	SCSB20-SM-PG16	104	166-41105	PSRSC32-SMC-M32	115

Article-No.	Type	Page	Article-No.	Type	Page	Article-No.	Type	Page
166-41201	PSRSC12-90FMC-M16	116	166-50132	ALSS-M63	132	166-50535	AFWS-PG48	135
166-41202	PSRSC16-90FMC-M16	116	166-50133	ALPA-M12	133	166-50600	AFCS10	126
166-41203	PSRSC16-90FMC-M20	116	166-50134	ALPA-M16	133	166-50601	AFCS12	126
166-41204	PSRSC20-90FMC-M20	116	166-50135	ALPA-M20	133	166-50602	AFCS16	126
166-41205	PSRSC25-90FMC-M25	116	166-50136	ALPA-M25	133	166-50603	AFCS20	126
166-41206	PSRSC32-90FMC-M32	116	166-50137	ALPA-M32	133	166-50604	AFCS25	126
166-41207	PSRSC40-90FMC-M40	116	166-50138	ALPA-M40	133	166-50605	AFCS32	126
166-41208	PSRSC50-90FMC-M50	116	166-50139	ALPA-M50	133	166-50606	AFCS40	126
166-41209	PSRSC63-90FMC-M63	116	166-50140	ALPA-M63	133	166-50607	AFCS50	126
166-41301	PSRSC16-FMCSS-M16	117	166-50141	ALPA-PG7	133	166-50608	AFCS63	126
166-41302	PSRSC16-FMCSS-M20	117	166-50142	ALPA-PG9	133	166-50609	AFCS75	126
166-41303	PSRSC20-FMCSS-M20	117	166-50143	ALPA-PG11	133	166-50610	AFCS510	127
166-41304	PSRSC25-FMCSS-M25	117	166-50144	ALPA-PG13	133	166-50611	AFCS12	127
166-41305	PSRSC32-FMCSS-M32	117	166-50145	ALPA-PG16	133	166-50612	AFCS16	127
166-41401	PSRSC16-90FMCSS-M20	118	166-50146	ALPA-PG21	133	166-50613	AFCS20	127
166-41402	PSRSC20-90FMCSS-M20	118	166-50147	ALPA-PG29	133	166-50614	AFCS25	127
166-41403	PSRSC25-90FMCSS-M25	118	166-50148	ALPA-PG36	133	166-50615	AFCS32	127
166-41404	PSRSC32-90FMCSS-M32	118	166-50149	ALPA-PG42	133	166-50616	AFCS40	127
166-41601	PSRSC16-FMCFSS-M16	119	166-50150	ALPA-PG48	133	166-50617	AFCS50	127
166-41602	PSRSC20-FMCFSS-M20	119	166-50400	ACP-M16	129	166-50700	AFCP16	125
166-41603	PSRSC25-FMCFSS-M25	119	166-50401	ACP-M20	129	166-50701	AFCP20	125
166-41604	PSRSC32-FMCFSS-M32	119	166-50402	ACP-M25	129	166-50702	AFCP25	125
166-41605	PSRSC40-FMCFSS-M40	119	166-50403	ACP-M32	129	166-50703	AFCP33	125
166-41606	PSRSC50-FMCFSS-M50	119	166-50404	ACP-M40	129	166-50800	PAEC16	138
166-50001	A90FM-M16	128	166-50405	ACP-M50	129	166-50801	PAEC21	138
166-50002	A90FM-M20	128	166-50406	ACP-M63	129	166-50802	PAEC28	138
166-50003	A90FM-M25	128	166-50407	ACP-M75	129	166-50803	PAEC34	138
166-50004	A90FM-M32	128	166-50500	AWS-M12	134	166-50804	PAEC42	138
166-50005	A90FM-M40	128	166-50501	AWS-M16	134	166-50805	PAEC54	138
166-50006	A90FM-M50	128	166-50502	AWS-M20	134	166-50900	CNV-M20-M16	136
166-50100	ALNPB-M12	130	166-50503	AWS-M25	134	166-50901	CNV-PG7-M16	136
166-50101	ALNPB-M16	130	166-50504	AWS-M32	134	166-50902	CNV-PG9-M16	136
166-50102	ALNPB-M20	130	166-50505	AWS-M40	134	166-50903	CNV-PG11-M16	136
166-50103	ALNPB-M25	130	166-50506	AWS-M50	134	166-50904	CNV-PG13-M16	136
166-50104	ALNPB-M32	130	166-50507	AWS-M63	134	166-50905	CNV-PG16-M16	136
166-50105	ALNPB-M40	130	166-50508	AWS-PG7	134	166-50906	CNV-M16-M20	136
166-50106	ALNPB-M50	130	166-50509	AWS-PG9	134	166-50907	CNV-M25-M20	136
166-50107	ALNPB-M63	130	166-50510	AWS-PG11	134	166-50908	CNV-PG9-M20	136
166-50108	ALNPB-M75	130	166-50511	AWS-PG13	134	166-50909	CNV-PG11-M20	136
166-50109	ALNPB-PG7	130	166-50512	AWS-PG16	134	166-50910	CNV-PG13-M20	136
166-50110	ALNPB-PG9	130	166-50513	AWS-PG21	134	166-50911	CNV-PG16-M20	136
166-50111	ALNPB-PG11	130	166-50514	AWS-PG29	134	166-50912	CNV-PG21-M20	136
166-50112	ALNPB-PG13	130	166-50515	AWS-PG36	134	166-50913	CNV-PG29-M20	136
166-50113	ALNPB-PG16	130	166-50516	AWS-PG42	134	166-50914	CNV-M20-M25	136
166-50114	ALNPB-PG21	130	166-50517	AWS-PG48	134	166-50915	CNV-M32-M25	136
166-50115	ALNPB-PG29	130	166-50518	AFWS-M12	135	166-50917	CNV-M50-M25	136
166-50116	ALNPB-PG36	130	166-50519	AFWS-M16	135	166-50918	CNV-PG16-M25	136
166-50117	ALNPB-PG42	130	166-50520	AFWS-M20	135	166-50919	CNV-PG21-M25	136
166-50118	ALNPB-PG48	130	166-50521	AFWS-M25	135	166-50920	CNV-PG29-M25	136
166-50119	ALS-M16	131	166-50522	AFWS-M32	135	166-50921	CNV-M25-M32	136
166-50120	ALS-M20	131	166-50523	AFWS-M40	135	166-50922	CNV-M40-M32	136
166-50121	ALS-M25	131	166-50524	AFWS-M50	135	166-50923	CNV-M50-M32	136
166-50122	ALS-M32	131	166-50525	AFWS-M63	135	166-50924	CNV-PG21-M32	136
166-50123	ALS-M40	131	166-50526	AFWS-PG7	135	166-50925	CNV-PG29-M32	136
166-50124	ALS-M50	131	166-50527	AFWS-PG9	135	166-50926	CNV-PG36-M32	137
166-50125	ALS-M63	131	166-50528	AFWS-PG11	135	166-50927	CNV-M50-M40	137
166-50126	ALSS-M16	132	166-50529	AFWS-PG13	135	166-50928	CNV-M63-M40	137
166-50127	ALSS-M20	132	166-50530	AFWS-PG16	135	166-50929	CNV-PG29-M40	137
166-50128	ALSS-M25	132	166-50531	AFWS-PG21	135	166-50930	CNV-PG36-M40	137
166-50129	ALSS-M32	132	166-50532	AFWS-PG29	135	166-50931	CNV-M63-M50	137
166-50130	ALSS-M40	132	166-50533	AFWS-PG36	135	166-51000	CNV-M16-PG7	137
166-50131	ALSS-M50	132	166-50534	AFWS-PG42	135	166-51001	CNV-M20-PG7	137

Article-No.	Type	Page	Article-No.	Type	Page
166-51002	CNV-PG9-PG7	137	167-00531	FG17-M20	121
166-51003	CNV-PG11-PG7	137	167-00533	FG21-M25	121
166-51004	CNV-PG13-PG7	137	167-00534	FG27-M32	121
166-51005	CNV-PG16-PG7	137	167-00535	FG36-M40	121
166-51006	CNV-M16-PG9	137	167-00536	FG45-M50	121
166-51007	CNV-M20-PG9	137	167-00537	FG56-M63	121
166-51008	CNV-PG7-PG9	137			
166-51009	CNV-PG11-PG9	137			
166-51010	CNV-PG13-PG9	137			
166-51011	CNV-PG16-PG9	137			
166-51012	CNV-M16-PG11	137			
166-51013	CNV-M20-PG11	137			
166-51014	CNV-PG9-PG11	137			
166-51015	CNV-PG13-PG11	137			
166-51016	CNV-PG16-PG11	137			
166-51017	CNV-PG21-PG11	137			
166-51018	CNV-M20-PG13	137			
166-51019	CNV-PG11-PG13	137			
166-51020	CNV-PG16-PG13	137			
166-51021	CNV-PG21-PG13	137			
166-51022	CNV-M20-PG16	137			
166-51023	CNV-PG13-PG16	137			
166-51024	CNV-PG21-PG16	137			
166-51025	CNV-PG29-PG16	137			
166-51026	CNV-M20-PG21	137			
166-51027	CNV-M25-PG21	137			
166-51028	CNV-PG16-PG21	137			
166-51029	CNV-PG29-PG21	137			
166-51030	CNV-M40-PG29	137			
166-51031	CNV-PG21-PG29	137			
166-51032	CNV-PG36-PG29	137			
166-51033	CNV-M50-PG36	137			
166-51034	CNV-PG29-PG36	137			
166-51035	CNV-PG42-PG36	137			
166-51100	CONCLAMP	139			
166-51101	CONCUTTER1	139			
166-51102	CONCUTTER2	139			
167-00209	FG14	120			
167-00211	FG17	120			
167-00213	FG19	120			
167-00216	FG21	120			
167-00221	FG27	120			
167-00229	FG36	120			
167-00236	FG45	120			
167-00248	FG56	120			
167-00510	FG14-PG9	121			
167-00511	FG17-PG11	121			
167-00512	FG19-PG13	121			
167-00513	FG21-PG16	121			
167-00514	FG27-PG21	121			
167-00515	FG36-PG29	121			
167-00516	FG45-PG36	121			
167-00517	FG56-PG48	121			
167-00520	FG14-UH	122			
167-00521	FG17-UH	122			
167-00522	FG19-UH	122			
167-00523	FG21-UH	122			
167-00524	FG27-UH	122			
167-00525	FG36-UH	122			
167-00526	FG45-UH	122			
167-00527	FG56-UH	122			
167-00530	FG14-M16	121			

Type	Article-No.	Page	Type	Article-No.	Page	Type	Article-No.	Page
A90FM-M16	166-50001	128	ALNPB-M75	166-50108	130	CNV-M16-PG11	166-51012	137
A90FM-M20	166-50002	128	ALNPB-PG11	166-50111	130	CNV-M16-PG7	166-51000	137
A90FM-M25	166-50003	128	ALNPB-PG13	166-50112	130	CNV-M16-PG9	166-51006	137
A90FM-M32	166-50004	128	ALNPB-PG16	166-50113	130	CNV-M20-M16	166-50900	136
A90FM-M40	166-50005	128	ALNPB-PG21	166-50114	130	CNV-M20-M25	166-50914	136
A90FM-M50	166-50006	128	ALNPB-PG29	166-50115	130	CNV-M20-PG11	166-51013	137
ACP-M16	166-50400	129	ALNPB-PG36	166-50116	130	CNV-M20-PG13	166-51018	137
ACP-M20	166-50401	129	ALNPB-PG42	166-50117	130	CNV-M20-PG16	166-51022	137
ACP-M25	166-50402	129	ALNPB-PG48	166-50118	130	CNV-M20-PG21	166-51026	137
ACP-M32	166-50403	129	ALNPB-PG7	166-50109	130	CNV-M20-PG7	166-51001	137
ACP-M40	166-50404	129	ALNPB-PG9	166-50110	130	CNV-M20-PG9	166-51007	137
ACP-M50	166-50405	129	ALPA-M12	166-50133	133	CNV-M25-M20	166-50907	136
ACP-M63	166-50406	129	ALPA-M16	166-50134	133	CNV-M25-M32	166-50921	136
ACP-M75	166-50407	129	ALPA-M20	166-50135	133	CNV-M25-PG21	166-51027	137
AFCP16	166-50700	125	ALPA-M25	166-50136	133	CNV-M32-M25	166-50915	136
AFCP20	166-50701	125	ALPA-M32	166-50137	133	CNV-M40-M32	166-50922	136
AFCP25	166-50702	125	ALPA-M40	166-50138	133	CNV-M40-PG29	166-51030	137
AFCP33	166-50703	125	ALPA-M50	166-50139	133	CNV-M50-M25	166-50917	136
AFCS10	166-50600	126	ALPA-M63	166-50140	133	CNV-M50-M32	166-50923	136
AFCS12	166-50601	126	ALPA-PG11	166-50143	133	CNV-M50-M40	166-50927	137
AFCS16	166-50602	126	ALPA-PG13	166-50144	133	CNV-M50-PG36	166-51033	137
AFCS20	166-50603	126	ALPA-PG16	166-50145	133	CNV-M63-M40	166-50928	137
AFCS25	166-50604	126	ALPA-PG21	166-50146	133	CNV-M63-M50	166-50931	137
AFCS32	166-50605	126	ALPA-PG29	166-50147	133	CNV-PG11-M16	166-50903	136
AFCS40	166-50606	126	ALPA-PG36	166-50148	133	CNV-PG11-M20	166-50909	136
AFCS50	166-50607	126	ALPA-PG42	166-50149	133	CNV-PG11-PG13	166-51019	137
AFCS63	166-50608	126	ALPA-PG48	166-50150	133	CNV-PG11-PG7	166-51003	137
AFCS75	166-50609	126	ALPA-PG7	166-50141	133	CNV-PG11-PG9	166-51009	137
AFCSS10	166-50610	127	ALPA-PG9	166-50142	133	CNV-PG13-M16	166-50904	136
AFCSS12	166-50611	127	ALS-M16	166-50119	131	CNV-PG13-M20	166-50910	136
AFCSS16	166-50612	127	ALS-M20	166-50120	131	CNV-PG13-PG11	166-51015	137
AFCSS20	166-50613	127	ALS-M25	166-50121	131	CNV-PG13-PG16	166-51023	137
AFCSS25	166-50614	127	ALS-M32	166-50122	131	CNV-PG13-PG7	166-51004	137
AFCSS32	166-50615	127	ALS-M40	166-50123	131	CNV-PG13-PG9	166-51010	137
AFCSS40	166-50616	127	ALS-M50	166-50124	131	CNV-PG16-M16	166-50905	136
AFCSS50	166-50617	127	ALS-M63	166-50125	131	CNV-PG16-M20	166-50911	136
AFWS-M12	166-50518	135	ALSS-M16	166-50126	132	CNV-PG16-M25	166-50918	136
AFWS-M16	166-50519	135	ALSS-M20	166-50127	132	CNV-PG16-PG11	166-51016	137
AFWS-M20	166-50520	135	ALSS-M25	166-50128	132	CNV-PG16-PG13	166-51020	137
AFWS-M25	166-50521	135	ALSS-M32	166-50129	132	CNV-PG16-PG21	166-51028	137
AFWS-M32	166-50522	135	ALSS-M40	166-50130	132	CNV-PG16-PG7	166-51005	137
AFWS-M40	166-50523	135	ALSS-M50	166-50131	132	CNV-PG16-PG9	166-51011	137
AFWS-M50	166-50524	135	ALSS-M63	166-50132	132	CNV-PG21-M20	166-50912	136
AFWS-M63	166-50525	135	AWS-M12	166-50500	134	CNV-PG21-M25	166-50919	136
AFWS-PG11	166-50528	135	AWS-M16	166-50501	134	CNV-PG21-M32	166-50924	136
AFWS-PG13	166-50529	135	AWS-M20	166-50502	134	CNV-PG21-PG11	166-51017	137
AFWS-PG16	166-50530	135	AWS-M25	166-50503	134	CNV-PG21-PG13	166-51021	137
AFWS-PG21	166-50531	135	AWS-M32	166-50504	134	CNV-PG21-PG16	166-51024	137
AFWS-PG29	166-50532	135	AWS-M40	166-50505	134	CNV-PG21-PG29	166-51031	137
AFWS-PG36	166-50533	135	AWS-M50	166-50506	134	CNV-PG29-M20	166-50913	136
AFWS-PG42	166-50534	135	AWS-M63	166-50507	134	CNV-PG29-M25	166-50920	136
AFWS-PG48	166-50535	135	AWS-PG11	166-50510	134	CNV-PG29-M32	166-50925	136
AFWS-PG7	166-50526	135	AWS-PG13	166-50511	134	CNV-PG29-M40	166-50929	137
AFWS-PG9	166-50527	135	AWS-PG16	166-50512	134	CNV-PG29-PG16	166-51025	137
ALNPB-M12	166-50100	130	AWS-PG21	166-50513	134	CNV-PG29-PG21	166-51029	137
ALNPB-M16	166-50101	130	AWS-PG29	166-50514	134	CNV-PG29-PG36	166-51034	137
ALNPB-M20	166-50102	130	AWS-PG36	166-50515	134	CNV-PG36-M32	166-50926	137
ALNPB-M25	166-50103	130	AWS-PG42	166-50516	134	CNV-PG36-M40	166-50930	137
ALNPB-M32	166-50104	130	AWS-PG48	166-50517	134	CNV-PG36-PG29	166-51032	137
ALNPB-M40	166-50105	130	AWS-PG7	166-50508	134	CNV-PG42-PG36	166-51035	137
ALNPB-M50	166-50106	130	AWS-PG9	166-50509	134	CNV-PG7-M16	166-50901	136
ALNPB-M63	166-50107	130	CNV-M16-M20	166-50906	136	CNV-PG7-PG9	166-51008	137

Type	Article-No.	Page
CNV-PG9-M16	166-50902	136
CNV-PG9-M20	166-50908	136
CNV-PG9-PG11	166-51014	137
CNV-PG9-PG7	166-51002	137
CONCLAMP	166-51100	139
CONCUTTER1	166-51101	139
CONCUTTER2	166-51102	139
FG14	167-00209	120
FG14-M16	167-00530	121
FG14-PG9	167-00510	121
FG14-UH	167-00520	122
FG17	167-00211	120
FG17-M20	167-00531	121
FG17-PG11	167-00511	121
FG17-UH	167-00521	122
FG19	167-00213	120
FG19-PG13	167-00512	121
FG19-UH	167-00522	122
FG21	167-00216	120
FG21-M25	167-00533	121
FG21-PG16	167-00513	121
FG21-UH	167-00523	122
FG27	167-00221	120
FG27-M32	167-00534	121
FG27-PG21	167-00514	121
FG27-UH	167-00524	122
FG36	167-00229	120
FG36-M40	167-00535	121
FG36-PG29	167-00515	121
FG36-UH	167-00525	122
FG45	167-00236	120
FG45-M50	167-00536	121
FG45-PG36	167-00516	121
FG45-UH	167-00526	122
FG56	167-00248	120
FG56-M63	167-00537	121
FG56-PG48	167-00517	121
FG56-UH	167-00527	122
HG10-90-M12	166-22200	25
HG10-90-PG7	166-22210	25
HG10-S-M12	166-21000	22
HG10-S-M16	166-21020	22
HG10-S-PG7	166-21010	22
HG10-S-PG9	166-21031	22
HG11-90-M12	166-22220	25
HG11-S-M12	166-21021	22
HG11-S-PG7	166-21032	22
HG13-90CG-M16	166-23301	50
HG13-90F-M16	166-22600	38
HG13-90F-PG9	166-22608	38
HG13-90-M16	166-22201	25
HG13-90M-M16	166-22500	32
HG13-90M-PG9	166-22509	32
HG13-90-PG9	166-22211	25
HG13-R16	166-25000	58
HG13-R21	166-25001	58
HG13-SCG-M16	166-21500	48
HG13-SF-M16	166-21400	36
HG13-SF-PG9	166-21408	36
HG13-S-M12	166-21022	22
HG13-S-M16	166-21001	22
HG13-S-M20	166-21023	22

Type	Article-No.	Page
HG13-SM-M16	166-21300	30
HG13-SM-PG9	166-21309	30
HG13-S-PG11	166-21034	22
HG13-S-PG7	166-21033	22
HG13-S-PG9	166-21011	22
HG16-45CG-M20	166-23903	52
HG16-45FL	166-23600	46
HG16-45F-M20	166-23800	40
HG16-45F-PG16	166-23807	40
HG16-45-M20	166-23400	28
HG16-45M-M20	166-23700	34
HG16-45M-PG13	166-23706	34
HG16-45M-PG16	166-23707	34
HG16-45-PG13	166-23406	28
HG16-90CG-M16	166-23302	50
HG16-90CG-M20	166-23303	50
HG16-90FL	166-22400	44
HG16-90F-M16	166-22601	38
HG16-90F-M20	166-22602	38
HG16-90F-PG11	166-22610	38
HG16-90-M16	166-22202	26
HG16-90-M20	166-22203	26
HG16-90M-M16	166-22501	32
HG16-90M-M20	166-22502	32
HG16-90M-PG11	166-22511	32
HG16-90M-PG9	166-22510	32
HG16-90-PG11	166-22212	26
HG16-90-PG13	166-22213	26
HG16-90-PG9	166-22225	26
HG16-HG16	166-24600	60
HG16-R21	166-25002	58
HG16-R34	166-25005	58
HG16-SCG-M16	166-21501	48
HG16-SCG-M20	166-21502	48
HG16-SFL	166-21200	42
HG16-SF-M16	166-21401	36
HG16-SF-M20	166-21402	36
HG16-SF-PG11	166-21409	36
HG16-SF-PG16	166-21410	36
HG16-S-M16	166-21002	22
HG16-S-M20	166-21003	22
HG16-SM-M16	166-21301	30
HG16-SM-M20	166-21302	30
HG16-SM-PG11	166-21311	30
HG16-SM-PG9	166-21310	30
HG16-S-PG11	166-21012	23
HG16-S-PG13	166-21013	23
HG16-S-PG16	166-21036	23
HG16-S-PG9	166-21035	22
HG16-T	166-24800	54
HG16-Y13	166-25801	56
HG20-S-M20	166-21025	23
HG20-T	166-24801	54
HG21-45CG-M20	166-23904	52
HG21-45FL	166-23601	46
HG21-45F-M20	166-23801	40
HG21-45F-PG16	166-23808	40
HG21-45-M20	166-23401	28
HG21-45M-M20	166-23701	34
HG21-45M-PG13	166-23708	34
HG21-45M-PG16	166-23709	34
HG21-45-PG13	166-23407	28

Type	Article-No.	Page
HG21-45-PG16	166-23408	28
HG21-90CG-M20	166-23304	50
HG21-90FL	166-22401	44
HG21-90F-M20	166-22603	38
HG21-90F-PG16	166-22611	38
HG21-90-M20	166-22204	26
HG21-90M-M20	166-22503	32
HG21-90M-PG13	166-22512	32
HG21-90M-PG16	166-22513	32
HG21-90-PG13	166-22227	26
HG21-90-PG16	166-22214	26
HG21-HG21	166-24601	60
HG21-R28	166-25004	58
HG21-R34	166-25007	58
HG21-R42	166-25010	58
HG21-SCG-M20	166-21503	48
HG21-SFL	166-21201	42
HG21-SF-M20	166-21403	36
HG21-SF-PG16	166-21411	36
HG21-S-M20	166-21004	23
HG21-SM-M20	166-21303	30
HG21-SM-PG13	166-21312	30
HG21-SM-PG16	166-21313	30
HG21-S-PG13	166-21039	23
HG21-S-PG16	166-21014	23
HG21-S-PG21	166-21040	23
HG21-T	166-24802	54
HG21-Y16	166-25802	56
HG25-90-M25	166-22222	26
HG25-R28	166-25003	58
HG25-S-M25	166-21026	23
HG28-45CG-M25	166-23905	52
HG28-45FL	166-23602	46
HG28-45F-M25	166-23802	40
HG28-45F-PG21	166-23809	40
HG28-45-M25	166-23402	28
HG28-45M-M25	166-23702	34
HG28-45M-PG21	166-23710	34
HG28-45-PG21	166-23409	28
HG28-90CG-M25	166-23305	50
HG28-90FL	166-22402	44
HG28-90F-M25	166-22604	38
HG28-90F-PG21	166-22612	38
HG28-90-M25	166-22205	26
HG28-90M-M25	166-22504	32
HG28-90M-PG21	166-22514	32
HG28-90-PG21	166-22215	26
HG28-HG28	166-24602	60
HG28-R34	166-25006	58
HG28-R42	166-25009	58
HG28-SCG-M25	166-21504	48
HG28-SFL	166-21202	42
HG28-SF-M25	166-21404	36
HG28-SF-PG21	166-21412	36
HG28-S-M25	166-21005	23
HG28-S-M32	166-21027	23
HG28-SM-M25	166-21304	30
HG28-SM-PG21	166-21314	30
HG28-S-PG21	166-21015	23
HG28-S-PG29	166-21041	23
HG28-T	166-24803	54
HG28-Y21	166-25803	56

Type	Article-No.	Page	Type	Article-No.	Page	Type	Article-No.	Page
HG34-45CG-M32	166-23906	52	HG54-S-M50	166-21008	23	HGL16-45-PG13	166-24006	29
HG34-45FL	166-23603	46	HG54-S-M63	166-21030	23	HGL16-90CG-M16	166-22702	51
HG34-45F-M32	166-23803	40	HG54-SM-M50	166-21307	30	HGL16-90CG-M20	166-22703	51
HG34-45F-PG29	166-23810	40	HG54-S-PG42	166-21042	23	HGL16-90FL	166-23000	45
HG34-45-M32	166-23403	28	HG54-S-PG48	166-21018	23	HGL16-90F-M16	166-23201	39
HG34-45M-M32	166-23703	34	HG67-90-M63	166-22209	26	HGL16-90F-M20	166-23202	39
HG34-45M-PG29	166-23711	34	HG67-90-PG48	166-22219	26	HGL16-90F-PG11	166-23210	39
HG34-45-PG29	166-23410	28	HG67-S-M63	166-21009	23	HGL16-90-M16	166-22801	27
HG34-90CG-M32	166-23306	50	HG67-S-PG48	166-21019	23	HGL16-90-M20	166-22802	27
HG34-90FL	166-22403	44	HG-DC11	166-11800	16	HGL16-90M-M16	166-23101	33
HG34-90F-M32	166-22605	38	HG-DC13	166-11801	16	HGL16-90M-M20	166-23102	33
HG34-90F-PG29	166-22613	38	HG-DC16	166-11802	16	HGL16-90M-PG11	166-23110	33
HG34-90-M32	166-22206	26	HG-DC21	166-11803	16	HGL16-90M-PG9	166-23109	33
HG34-90M-M32	166-22505	32	HG-DC28	166-11804	16	HGL16-90-PG11	166-22809	27
HG34-90M-PG29	166-22515	32	HG-DC34	166-11805	16	HGL16-90-PG13	166-22810	27
HG34-90-PG29	166-22216	26	HG-DC42	166-11806	16	HGL16-90-PG9	166-22820	27
HG34-HG34	166-24603	60	HG-DC54	166-11807	16	HGL16-R21	166-25101	59
HG34-R42	166-25008	58	HG-FR10	166-11400	14	HGL16-R28	166-25103	59
HG34-SCG-M32	166-21505	48	HG-FR13	166-11401	14	HGL16-R34	166-25106	59
HG34-SFL	166-21203	42	HG-FR16	166-11402	14	HGL16-SCG-M16	166-22101	49
HG34-SF-M32	166-21405	36	HG-FR21	166-11403	14	HGL16-SCG-M20	166-22102	49
HG34-SF-PG29	166-21413	36	HG-FR28	166-11404	14	HGL16-SFL	166-21800	43
HG34-S-M32	166-21006	23	HG-FR34	166-11405	14	HGL16-SF-M16	166-22001	37
HG34-S-M40	166-21028	23	HG-FR42	166-11406	14	HGL16-SF-M20	166-22002	37
HG34-SM-M32	166-21305	30	HG-FR54	166-11407	14	HGL16-SF-PG11	166-22011	37
HG34-SM-PG29	166-21315	30	HG-HI13	166-11501	15	HGL16-SF-PG16	166-22012	37
HG34-S-PG29	166-21016	23	HG-HI16	166-11502	15	HGL16-S-M16	166-21601	24
HG34-T	166-24804	54	HG-HI21	166-11503	15	HGL16-S-M20	166-21602	24
HG34-Y28	166-25804	56	HG-HI28	166-11504	15	HGL16-SM-M16	166-21901	31
HG42-45CG-M40	166-23907	52	HG-HI34	166-11505	15	HGL16-SM-M20	166-21902	31
HG42-45FL	166-23604	46	HG-HI42	166-11506	15	HGL16-SM-PG11	166-21911	31
HG42-45F-M50	166-23804	40	HG-HI54	166-11507	15	HGL16-SM-PG9	166-21910	31
HG42-45-M50	166-23404	28	HG-HW13	166-11302	13	HGL16-S-PG11	166-21609	24
HG42-45M-M50	166-23704	34	HG-HW16	166-11303	13	HGL16-S-PG13	166-21610	24
HG42-45-PG36	166-23411	28	HG-HW21	166-11304	13	HGL16-S-PG16	166-21624	24
HG42-90CG-M40	166-23307	50	HG-HW28	166-11305	13	HGL16-S-PG9	166-21623	24
HG42-90FL	166-22404	44	HG-HW34	166-11306	13	HGL16-T	166-24900	55
HG42-90F-M40	166-22606	38	HG-HW42	166-11307	13	HGL16-Y13	166-25901	57
HG42-90-M40	166-22207	26	HG-HW54	166-11308	13	HGL21-45CG-M20	166-24504	53
HG42-90-M50	166-22223	26	HGL13-90CG-M16	166-22701	51	HGL21-45FL	166-24201	47
HG42-90M-M40	166-22506	32	HGL13-90F-M16	166-23200	39	HGL21-45F-M20	166-24401	41
HG42-90-PG36	166-22217	26	HGL13-90F-PG9	166-23208	39	HGL21-45F-PG16	166-24408	41
HG42-SCG-M40	166-21506	48	HGL13-90-M16	166-22800	27	HGL21-45-M20	166-24001	29
HG42-SFL	166-21204	42	HGL13-90M-M16	166-23100	33	HGL21-45M-M20	166-24301	35
HG42-SF-M40	166-21406	36	HGL13-90M-PG9	166-23108	33	HGL21-45M-PG13	166-24308	35
HG42-S-M40	166-21007	23	HGL13-90-PG9	166-22808	27	HGL21-45M-PG16	166-24309	35
HG42-S-M50	166-21029	23	HGL13-R16	166-25100	59	HGL21-45-PG13	166-24007	29
HG42-SM-M40	166-21306	30	HGL13-SCG-M16	166-22100	49	HGL21-45-PG16	166-24008	29
HG42-S-PG36	166-21017	23	HGL13-SF-M16	166-22000	37	HGL21-90CG-M20	166-22704	51
HG42-T	166-24805	54	HGL13-SF-PG9	166-22009	37	HGL21-90FL	166-23001	45
HG54-45CG-M50	166-23908	52	HGL13-S-M16	166-21600	24	HGL21-90F-M20	166-23203	39
HG54-45F-M50	166-23805	40	HGL13-5M-M16	166-21900	31	HGL21-90F-PG16	166-23212	39
HG54-45-M50	166-23405	28	HGL13-5M-PG9	166-21909	31	HGL21-90-M20	166-22803	27
HG54-45M-M50	166-23705	34	HGL13-S-PG9	166-21608	24	HGL21-90M-M20	166-23103	33
HG54-90CG-M50	166-23308	50	HGL16-45CG-M20	166-24503	53	HGL21-90M-PG13	166-23111	33
HG54-90F-M50	166-22607	38	HGL16-45FL	166-24200	47	HGL21-90M-PG16	166-23112	33
HG54-90-M50	166-22208	26	HGL16-45F-M20	166-24400	41	HGL21-90-PG13	166-22821	27
HG54-90-M63	166-22224	26	HGL16-45F-PG16	166-24407	41	HGL21-90-PG16	166-22811	27
HG54-90M-M50	166-22507	32	HGL16-45-M20	166-24000	29	HGL21-R28	166-25102	59
HG54-90-PG48	166-22218	26	HGL16-45M-M20	166-24300	35	HGL21-R34	166-25105	59
HG54-SCG-M50	166-21507	48	HGL16-45M-PG13	166-24306	35	HGL21-R42	166-25109	59
HG54-SF-M50	166-21407	36	HGL16-45M-PG16	166-24307	35	HGL21-SCG-M20	166-22103	49

Type	Article-No.	Page	Type	Article-No.	Page	Type	Article-No.	Page
HGL21-SFL	166-21801	43	HGL34-SF-PG29	166-22015	37	HG-PP26	166-11906	17
HGL21-SF-M20	166-22003	37	HGL34-S-M32	166-21605	24	HG-PP28	166-11907	17
HGL21-SF-PG16	166-22013	37	HGL34-S-M40	166-21620	24	HG-PP34	166-11908	17
HGL21-S-M20	166-21603	24	HGL34-SM-M32	166-21905	31	HG-PP42	166-11909	17
HGL21-SM-M20	166-21903	31	HGL34-SM-PG29	166-21915	31	HG-PP54	166-11910	17
HGL21-SM-PG13	166-21912	31	HGL34-S-PG29	166-21613	24	HG-PP67	166-11911	17
HGL21-SM-PG16	166-21913	31	HGL34-T	166-24903	55	HG-SW10	166-11100	11
HGL21-S-PG13	166-21625	24	HGL34-Y28	166-25904	57	HG-SW11	166-11101	11
HGL21-S-PG16	166-21611	24	HGL42-45CG-M40	166-24507	53	HG-SW13	166-11102	11
HGL21-S-PG21	166-21626	24	HGL42-45FL	166-24204	47	HG-SW16	166-11103	11
HGL21-T	166-24901	55	HGL42-45F-M50	166-24404	41	HG-SW16	166-11110	11
HGL21-Y16	166-25902	57	HGL42-45-M50	166-24004	29	HG-SW21	166-11104	11
HGL28-45CG-M25	166-24505	53	HGL42-45M-M50	166-24304	35	HG-SW21	166-11111	11
HGL28-45FL	166-24202	47	HGL42-45-PG36	166-24011	29	HG-SW28	166-11105	11
HGL28-45F-M25	166-24402	41	HGL42-90CG-M40	166-22707	51	HG-SW28	166-11112	11
HGL28-45F-PG21	166-24409	41	HGL42-90FL	166-23004	45	HG-SW34	166-11106	11
HGL28-45-M25	166-24002	29	HGL42-90F-M40	166-23206	39	HG-SW34	166-11118	11
HGL28-45M-M25	166-24302	35	HGL42-90-M40	166-22806	27	HG-SW42	166-11113	11
HGL28-45M-PG21	166-24310	35	HGL42-90-M50	166-22818	27	HG-SW54	166-11114	11
HGL28-45-PG21	166-24009	29	HGL42-90M-M40	166-23106	33	HG-SW67	166-11109	11
HGL28-90CG-M25	166-22705	51	HGL42-90-PG36	166-22814	27	LFHCS12	166-30900	74
HGL28-90FL	166-23002	45	HGL42-SCG-M40	166-22106	49	LFHCS16	166-30901	74
HGL28-90F-M25	166-23204	39	HGL42-SFL	166-21804	43	LFHCS20	166-30902	74
HGL28-90F-PG21	166-23213	39	HGL42-SF-M40	166-22006	37	LFHCS25	166-30903	74
HGL28-90-M25	166-22804	27	HGL42-S-M40	166-21606	25	LFHCS32	166-30904	74
HGL28-90M-M25	166-23104	33	HGL42-S-M50	166-21621	25	LFHCS40	166-30905	74
HGL28-90M-PG21	166-23113	33	HGL42-SM-M40	166-21906	31	LFHCS50	166-30906	74
HGL28-90-PG21	166-22812	27	HGL42-S-PG36	166-21614	25	LFHCS63	166-30907	74
HGL28-R34	166-25104	59	HGL42-T	166-24904	55	LFHCS75	166-30908	74
HGL28-R42	166-25108	59	HGL54-45CG-M50	166-24508	53	LTS10	166-31900	85
HGL28-SCG-M25	166-22104	49	HGL54-45F-M50	166-24405	41	LTS10-EI	166-32700	94
HGL28-SFL	166-21802	43	HGL54-45-M50	166-24005	29	LTS10-FMC-M12	166-32200	88
HGL28-SF-M25	166-22004	37	HGL54-45M-M50	166-24305	35	LTS10-FMC-M16	166-32201	88
HGL28-SF-PG21	166-22014	37	HGL54-90CG-M50	166-22708	51	LTS12	166-31901	85
HGL28-S-M25	166-21604	24	HGL54-90F-M50	166-23207	39	LTS12-90FMC-M16	166-32400	90
HGL28-S-M32	166-21619	24	HGL54-90-M50	166-22807	27	LTS12-EI	166-32701	94
HGL28-SM-M25	166-21904	31	HGL54-90-M63	166-22819	27	LTS12-FMC-M16	166-32203	88
HGL28-SM-PG21	166-21914	31	HGL54-90M-M50	166-23107	33	LTS12-SMC-M16	166-32300	89
HGL28-S-PG21	166-21612	24	HGL54-90-PG48	166-22815	27	LTS16	166-31902	85
HGL28-S-PG29	166-21627	24	HGL54-SCG-M50	166-22107	49	LTS16	166-31917	85
HGL28-T	166-24902	55	HGL54-SF-M50	166-22007	37	LTS16-45FMC-M20	166-32500	91
HGL28-Y21	166-25903	57	HGL54-S-M50	166-21607	25	LTS16-90FMC-M16	166-32401	90
HGL34-45CG-M32	166-24506	53	HGL54-S-M63	166-21622	25	LTS16-90FMC-M20	166-32402	90
HGL34-45FL	166-24203	47	HGL54-SM-M50	166-21907	31	LTS16-EI	166-32702	94
HGL34-45F-M32	166-24403	41	HGL54-S-PG42	166-21628	25	LTS16-FMC-M16	166-32204	88
HGL34-45F-PG29	166-24410	41	HGL54-S-PG48	166-21616	25	LTS16-FMC-M20	166-32205	88
HGL34-45-M32	166-24003	29	HG-LW10	166-11200	12	LTS16-FMC-PG11	166-32212	88
HGL34-45M-M32	166-24303	35	HG-LW11	166-11201	12	LTS16-FMC-PG13	166-32216	88
HGL34-45M-PG29	166-24311	35	HG-LW13	166-11202	12	LTS16-SCG-M16	166-36201	93
HGL34-45-PG29	166-24010	29	HG-LW16	166-11203	12	LTS16-SMC-M16	166-32301	89
HGL34-90CG-M32	166-22706	51	HG-LW21	166-11204	12	LTS16-SMC-M20	166-32302	89
HGL34-90FL	166-23003	45	HG-LW28	166-11205	12	LTS20	166-31903	85
HGL34-90F-M32	166-23205	39	HG-LW34	166-11206	12	LTS20	166-31918	85
HGL34-90F-PG29	166-23214	39	HG-LW42	166-11207	12	LTS20-45FMC-M20	166-32501	91
HGL34-90-M32	166-22805	27	HG-LW54	166-11208	12	LTS20-90FMC-M20	166-32403	90
HGL34-90M-M32	166-23105	33	HG-LW67	166-11209	12	LTS20-EI	166-32703	94
HGL34-90M-PG29	166-23114	33	HG-PP10	166-11900	17	LTS20-FMC-M20	166-32206	88
HGL34-90-PG29	166-22813	27	HG-PP13	166-11901	17	LTS20-FMC-PG16	166-32213	88
HGL34-R42	166-25107	59	HG-PP16	166-11902	17	LTS20-LTS20	166-32600	92
HGL34-SCG-M32	166-22105	49	HG-PP20	166-11903	17	LTS20-SCG-M20	166-36202	93
HGL34-SFL	166-21803	43	HG-PP21	166-11904	17	LTS20-SMC-M20	166-32303	89
HGL34-SF-M32	166-22005	37	HG-PP25	166-11905	17	LTS25	166-31904	85

Type	Article-No.	Page	Type	Article-No.	Page	Type	Article-No.	Page
LTS25	166-31919	85	PAEC28	166-50802	138	PCS25-EI	166-31804	84
LTS25-45FMC-M25	166-32502	91	PAEC34	166-50803	138	PCS25-FF-M25	166-31302	78
LTS25-90FMC-M25	166-32404	90	PAEC42	166-50804	138	PCS25-FMC-M25	166-31405	79
LTS25-EI	166-32704	94	PAEC54	166-50805	138	PCS25-FMC-PG21	166-31411	79
LTS25-FMC-M25	166-32207	88	PCS10	166-30700	72	PCS25-FM-M25	166-31005	75
LTS25-FMC-PG21	166-32214	88	PCS10	166-30722	72	PCS25-FM-PG21	166-31015	75
LTS25-LTS25	166-32601	92	PCS10-EI	166-31800	84	PCS25-PC	166-31204	77
LTS25-SCG-M25	166-36203	93	PCS10-FMC-M12	166-31400	79	PCS25-PCS25	166-31701	82
LTS25-SMC-M25	166-32304	89	PCS10-FM-M12	166-31000	75	PCS25-SCG-M25	166-36103	83
LTS32	166-31905	85	PCS10-FM-PG7	166-31010	75	PCS25-SMC-M25	166-31504	80
LTS32	166-31921	85	PCS10-PC	166-31200	77	PCS25-SM-M25	166-31105	76
LTS32-45FMC-M32	166-32503	91	PCS10-SM-M12	166-31100	76	PCS25-SM-PG21	166-31115	76
LTS32-90FMC-M32	166-32405	90	PCS10-SM-PG7	166-31110	76	PCS32	166-30705	73
LTS32-EI	166-32705	94	PCS12	166-30701	72	PCS32	166-30727	73
LTS32-FMC-M32	166-32208	88	PCS12	166-30723	72	PCS32-90FMC-M32	166-31606	81
LTS32-FMC-PG29	166-32215	88	PCS12-90FMC-M16	166-31601	81	PCS32-EI	166-31805	84
LTS32-SCG-M32	166-36204	93	PCS12-EI	166-31801	84	PCS32-FF-M32	166-31303	78
LTS32-SMC-M32	166-32305	89	PCS12-FMC-M16	166-31401	79	PCS32-FMC-M32	166-31406	79
LTS40	166-31906	85	PCS12-FM-M16	166-31001	75	PCS32-FMC-PG29	166-31412	79
LTS40	166-31927	85	PCS12-FM-PG9	166-31011	75	PCS32-FM-M32	166-31006	75
LTS40-45FMC-M40	166-32504	91	PCS12-PC	166-31201	77	PCS32-FM-PG29	166-31016	75
LTS40-90FMC-M40	166-32406	90	PCS12-SMC-M16	166-31500	80	PCS32-PC	166-31205	77
LTS40-EI	166-32706	94	PCS12-SM-M16	166-31101	76	PCS32-SCG-M32	166-36104	83
LTS40-FMC-M40	166-32209	88	PCS12-SM-PG9	166-31111	76	PCS32-SMC-M32	166-31505	80
LTS50	166-31907	85	PCS16	166-30702	72	PCS32-SM-M32	166-31106	76
LTS50-45FMC-M50	166-32505	91	PCS16	166-30724	72	PCS32-SM-PG29	166-31116	76
LTS50-90FMC-M50	166-32407	90	PCS16-90FMC-M16	166-31602	81	PCS40	166-30706	73
LTS50-EI	166-32707	94	PCS16-90FMC-M20	166-31603	81	PCS40	166-30728	73
LTS50-FMC-M50	166-32210	88	PCS16-EI	166-31802	84	PCS40-EI	166-31806	84
LTS63	166-31908	85	PCS16-FF-M20	166-31300	78	PCS40-FMC-M40	166-31407	79
LTS63-45FMC-M63	166-32506	91	PCS16-FMC-M16	166-31402	79	PCS40-FMC-PG36	166-31415	79
LTS63-90FMC-M63	166-32408	90	PCS16-FMC-M20	166-31403	79	PCS40-FM-M40	166-31007	75
LTS63-EI	166-32708	94	PCS16-FMC-PG11	166-31409	79	PCS40-FM-PG36	166-31017	75
LTS63-FMC-M63	166-32211	88	PCS16-FM-M16	166-31002	75	PCS40-PC	166-31206	77
LTS63-FMC-M63	166-32211	88	PCS16-FM-M20	166-31003	75	PCS40-SM-M40	166-31107	76
LTS63-FMC-M63	166-32211	88	PCS16-FM-PG11	166-31012	75	PCS40-SM-PG36	166-31117	76
LTS63-FMC-M63	166-32211	88	PCS16-PC	166-31202	77	PCS50	166-30707	73
LTS63-FMC-M63	166-32211	88	PCS16-SCG-M16	166-36101	83	PCS50	166-30729	73
LTS63-FMC-M63	166-32211	88	PCS16-SMC-M16	166-31501	80	PCS50-EI	166-31807	84
LTS63-FMC-M63	166-32211	88	PCS16-SMC-M20	166-31502	80	PCS50-FMC-M50	166-31408	79
LTS63-FMC-M63	166-32211	88	PCS16-SM-M16	166-31102	76	PCS50-FM-M50	166-31008	75
LTS63-FMC-M63	166-32211	88	PCS16-SM-M20	166-31103	76	PCS50-FM-PG42	166-31018	75
LTS63-FMC-M63	166-32211	88	PCS16-SM-PG11	166-31112	76	PCS50-PC	166-31207	77
LTS63-FMC-M63	166-32211	88	PCS20	166-30703	72	PCS50-SM-M50	166-31108	76
LTS63-FMC-M63	166-32211	88	PCS20	166-30725	72	PCS50-SM-PG42	166-31118	76
LTS63-FMC-M63	166-32211	88	PCS20-90FMC-M20	166-31604	81	PCS63	166-30708	73
LTS63-FMC-M63	166-32211	88	PCS20-EI	166-31803	84	PCS63	166-30730	73
LTS63-FMC-M63	166-32211	88	PCS20-FF-M20	166-31301	78	PCS63-FM-M63	166-31009	75
LTS63-FMC-M63	166-32211	88	PCS20-FMC-M20	166-31404	79	PCS63-PC	166-31208	77
LTS63-FMC-M63	166-32211	88	PCS20-FMC-PG16	166-31410	79	PCS63-SM-M63	166-31109	76
LTS63-FMC-M63	166-32211	88	PCS20-FM-M20	166-31004	75	PCS75	166-30709	73
LTS63-FMC-M63	166-32211	88	PCS20-FM-PG16	166-31014	75	PCS75	166-30731	73
LTS63-FMC-M63	166-32211	88	PCS20-PC	166-31203	77	PCS75-FM-M75	166-31019	75
LTS63-FMC-M63	166-32211	88	PCS20-PCS20	166-31700	82	PCS75-PC	166-31209	77
LTS63-FMC-M63	166-32211	88	PCS20-SCG-M20	166-36102	83	PCSB12	166-33600	95
LTS63-FMC-M63	166-32211	88	PCS20-SMC-M20	166-31503	80	PCSB12-FM-M16	166-33800	96
LTS63-FMC-M63	166-32211	88	PCS20-SM-M20	166-31104	76	PCSB12-FM-PG9	166-33808	96
LTS63-FMC-M63	166-32211	88	PCS20-SM-PG13	166-31113	76	PCSB12-PC	166-34000	98
LTS63-FMC-M63	166-32211	88	PCS20-SM-PG16	166-31114	76	PCSB12-SM-M16	166-33900	97
LTS63-FMC-M63	166-32211	88	PCS25	166-30704	72	PCSB12-SM-PG9	166-33908	97
LTS63-FMC-M63	166-32211	88	PCS25	166-30726	72	PCSB16	166-33601	95
LTS63-FMC-M63	166-32211	88	PCS25-90FMC-M25	166-31605	81	PCSB16-90FMC-M16	166-34300	101

Type	Article-No.	Page	Type	Article-No.	Page	Type	Article-No.	Page
PCSB16-90FMC-M20	166-34301	101	PSR20-90-M20	166-40803	113	SC10	166-30110	64
PCSB16-FMC-M16	166-34100	99	PSR20-S-M20	166-40704	112	SC10-FM-M12	166-30300	66
PCSB16-FMC-M20	166-34101	99	PSR25	166-40004	109	SC10-FM-PG7	166-30311	66
PCSB16-FMC-PG11	166-34105	99	PSR25-90-M25	166-40804	113	SC10-PC	166-30500	70
PCSB16-FM-M16	166-33801	96	PSR25-S-M25	166-40705	112	SC10-SM-M12	166-30400	68
PCSB16-FM-M20	166-33802	96	PSR32	166-40005	109	SC10-SM-PG7	166-30410	68
PCSB16-FM-PG11	166-33809	96	PSR32-90-M32	166-40805	113	SC12	166-30101	64
PCSB16-PC	166-34001	98	PSR32-S-M32	166-40706	112	SC12	166-30111	64
PCSB16-SMC-M16	166-34200	100	PSR40	166-40006	109	SC12-FM-M16	166-30301	66
PCSB16-SMC-M20	166-34201	100	PSR40-90-M40	166-40806	113	SC12-PC	166-30501	70
PCSB16-SM-M16	166-33901	97	PSR40-S-M40	166-40707	112	SC12-SM-M16	166-30401	68
PCSB16-SM-M20	166-33902	97	PSR50	166-40007	109	SC12-SM-PG9	166-30411	68
PCSB16-SM-PG11	166-33909	97	PSR50-S-M50	166-40708	112	SC16	166-30102	64
PCSB20	166-33602	95	PSR63	166-40008	109	SC16	166-30112	64
PCSB20-90FMC-M20	166-34302	101	PSR63-S-M63	166-40709	112	SC16-FF-M20	166-30600	71
PCSB20-FMC-M20	166-34102	99	PSRSC12	166-40301	110	SC16-FM-M16	166-30302	66
PCSB20-FMC-PG16	166-34106	99	PSRSC12-90FMC-M16	166-41201	116	SC16-FM-M20	166-30303	66
PCSB20-FM-M20	166-33803	96	PSRSC12-FMC-M16	166-41001	114	SC16-FM-PG11	166-30314	66
PCSB20-FM-PG16	166-33810	96	PSRSC16	166-40302	110	SC16-PC	166-30502	70
PCSB20-PC	166-34002	98	PSRSC16-90FMC-M16	166-41202	116	SC16-SM-M16	166-30402	68
PCSB20-SMC-M20	166-34202	100	PSRSC16-90FMC-M20	166-41203	116	SC16-SM-M20	166-30403	68
PCSB20-SM-M20	166-33903	97	PSRSC16-90FMCSS-M20	166-41401	118	SC16-SM-PG11	166-30412	68
PCSB20-SM-PG16	166-33910	97	PSRSC16-FMCFSS-M16	166-41601	119	SC20	166-30103	64
PCSB25	166-33603	95	PSRSC16-FMC-M16	166-41002	114	SC20	166-30113	64
PCSB25-90FMC-M25	166-34303	101	PSRSC16-FMC-M20	166-41003	114	SC20-FF-M20	166-30601	71
PCSB25-FMC-M25	166-34103	99	PSRSC16-FMCSS-M16	166-41301	117	SC20-FM-M20	166-30304	66
PCSB25-FMC-PG21	166-34107	99	PSRSC16-FMCSS-M20	166-41302	117	SC20-FM-PG16	166-30315	66
PCSB25-FM-M25	166-33804	96	PSRSC16-SMC-M16	166-41101	115	SC20-PC	166-30503	70
PCSB25-FM-PG21	166-33811	96	PSRSC16-SMC-M20	166-41102	115	SC20-SM-M20	166-30404	68
PCSB25-PC	166-34003	98	PSRSC20	166-40303	110	SC20-SM-PG13	166-30413	68
PCSB25-SMC-M25	166-34203	100	PSRSC20-90FMC-M20	166-41204	116	SC20-SM-PG16	166-30414	68
PCSB25-SM-M25	166-33904	97	PSRSC20-90FMCSS-M20	166-41402	118	SC25	166-30104	64
PCSB25-SM-PG21	166-33911	97	PSRSC20-FMCFSS-M20	166-41602	119	SC25	166-30114	64
PCSB32	166-33604	95	PSRSC20-FMC-M20	166-41004	114	SC25-FF-M25	166-30602	71
PCSB32-90FMC-M32	166-34304	101	PSRSC20-FMCSS-M20	166-41303	117	SC25-FM-M25	166-30305	66
PCSB32-FMC-M32	166-34104	99	PSRSC20-SMC-M20	166-41103	115	SC25-FM-PG21	166-30316	66
PCSB32-FMC-PG29	166-34108	99	PSRSC25	166-40304	110	SC25-PC	166-30504	70
PCSB32-FM-M32	166-33805	96	PSRSC25-90FMC-M25	166-41205	116	SC25-SM-M25	166-30405	68
PCSB32-FM-PG29	166-33812	96	PSRSC25-90FMCSS-M25	166-41403	118	SC25-SM-PG21	166-30415	68
PCSB32-PC	166-34004	98	PSRSC25-FMCFSS-M25	166-41603	119	SC32	166-30105	64
PCSB32-SMC-M32	166-34204	100	PSRSC25-FMC-M25	166-41005	114	SC32	166-30115	64
PCSB32-SM-M32	166-33905	97	PSRSC25-FMCSS-M25	166-41304	117	SC32-FF-M32	166-30603	71
PCSB32-SM-PG29	166-33912	97	PSRSC25-SMC-M25	166-41104	115	SC32-FM-M32	166-30306	66
PCSB40	166-33605	95	PSRSC32	166-40305	110	SC32-FM-PG29	166-30317	66
PCSB40-FM-M40	166-33806	96	PSRSC32-90FMC-M32	166-41206	116	SC32-PC	166-30505	70
PCSB40-FM-PG36	166-33813	96	PSRSC32-90FMCSS-M32	166-41404	118	SC32-SM-M32	166-30406	68
PCSB40-PC	166-34005	98	PSRSC32-FMCFSS-M32	166-41604	119	SC32-SM-PG29	166-30416	68
PCSB40-SM-M40	166-33906	97	PSRSC32-FMC-M32	166-41006	114	SC40	166-30106	64
PCSB40-SM-PG36	166-33913	97	PSRSC32-FMCSS-M32	166-41305	117	SC40	166-30116	64
PCSB50	166-33606	95	PSRSC32-SMC-M32	166-41105	115	SC40-FM-M40	166-30307	66
PCSB50-FM-M50	166-33807	96	PSRSC40	166-40306	110	SC40-FM-PG36	166-30318	66
PCSB50-PC	166-34006	98	PSRSC40-90FMC-M40	166-41207	116	SC40-PC	166-30506	70
PCSB50-SM-M50	166-33907	97	PSRSC40-FMCFSS-M40	166-41605	119	SC40-SM-M40	166-30407	68
PCSB50-SM-PG42	166-33914	97	PSRSC40-FMC-M40	166-41007	114	SC40-SM-PG36	166-30417	68
PSR12	166-40001	109	PSRSC50	166-40307	110	SC50	166-30107	64
PSR12-S-M16	166-40701	112	PSRSC50-90FMC-M50	166-41208	116	SC50	166-30117	64
PSR16	166-40002	109	PSRSC50-FMCFSS-M50	166-41606	119	SC50-FM-M50	166-30308	66
PSR16-90-M16	166-40801	113	PSRSC50-FMC-M50	166-41008	114	SC50-FM-PG42	166-30319	66
PSR16-90-M20	166-40802	113	PSRSC63	166-40308	110	SC50-PC	166-30507	70
PSR16-S-M16	166-40702	112	PSRSC63-90FMC-M63	166-41209	116	SC50-SM-M50	166-30408	68
PSR16-S-M20	166-40703	112	PSRSC63-FMC-M63	166-41009	114	SC50-SM-PG42	166-30418	68
PSR20	166-40003	109	SC10	166-30100	64	SC63	166-30108	64

Type	Article-No.	Page	Type	Article-No.	Page
SC63-FM-M63	166-30309	66	SSC32-FM-M32	166-30326	67
SC63-FM-PG48	166-30320	66	SSC32-SM-M32	166-30424	69
SC63-PC	166-30508	70	SSC40	166-30206	65
SC63-SM-M63	166-30409	68	SSC40-FM-M40	166-30327	67
SC75	166-30109	64	SSC50	166-30207	65
SC75-FM-M75	166-30310	66	SSC50-FM-M50	166-30328	67
SC75-PC	166-30509	70			
SCSB12	166-34400	102			
SCSB12-FM-M16	166-34600	103			
SCSB12-FM-PG9	166-34607	103			
SCSB12-PC	166-34800	105			
SCSB12-SM-M16	166-34700	104			
SCSB12-SM-PG9	166-34707	104			
SCSB16	166-34401	102			
SCSB16-FM-M16	166-34601	103			
SCSB16-FM-M20	166-34602	103			
SCSB16-FM-PG11	166-34608	103			
SCSB16-PC	166-34801	105			
SCSB16-SM-M16	166-34701	104			
SCSB16-SM-M20	166-34702	104			
SCSB16-SM-PG11	166-34708	104			
SCSB20	166-34402	102			
SCSB20-FM-M20	166-34603	103			
SCSB20-FM-PG16	166-34609	103			
SCSB20-PC	166-34802	105			
SCSB20-SM-M20	166-34703	104			
SCSB20-SM-PG16	166-34709	104			
SCSB25	166-34403	102			
SCSB25-FM-M25	166-34604	103			
SCSB25-FM-PG21	166-34610	103			
SCSB25-PC	166-34803	105			
SCSB25-SM-M25	166-34704	104			
SCSB25-SM-PG21	166-34710	104			
SCSB32	166-34404	102			
SCSB32-FM-M32	166-34605	103			
SCSB32-FM-PG29	166-34611	103			
SCSB32-PC	166-34804	105			
SCSB32-SM-M32	166-34705	104			
SCSB32-SM-PG29	166-34711	104			
SCSB40	166-34405	102			
SCSB40-FM-M40	166-34606	103			
SCSB40-FM-PG36	166-34612	103			
SCSB40-PC	166-34805	105			
SCSB40-SM-M40	166-34706	104			
SCSB40-SM-PG36	166-34712	104			
SCSB50	166-34406	102			
SSC10	166-30200	65			
SSC10-FM-M12	166-30321	67			
SSC10-SM-M12	166-30419	69			
SSC12	166-30201	65			
SSC12-FM-M16	166-30322	67			
SSC12-SM-M16	166-30420	69			
SSC16	166-30202	65			
SSC16-FM-M16	166-30323	67			
SSC16-SM-M16	166-30421	69			
SSC20	166-30203	65			
SSC20-FM-M20	166-30324	67			
SSC20-SM-M20	166-30422	69			
SSC25	166-30204	65			
SSC25-FM-M25	166-30325	67			
SSC25-SM-M25	166-30423	69			
SSC32	166-30205	65			



A large grid of small dots covering the majority of the page, intended for handwritten notes or a structured list.



A large grid of small dots for taking notes, consisting of approximately 30 columns and 40 rows.



A large grid of small dots covering the majority of the page, intended for handwritten notes or a structured list.

Expertise worldwide

You will find your local contact here:

Europe

HellermannTyton GmbH – Austria

Rennbahnweg 65
1220 Vienna
Tel: +43 12 59 99 55-0
Fax: +43 12 59 99 11
E-Mail: office@HellermannTyton.at
www.HellermannTyton.at

HellermannTyton – Czech Republic

E-Mail: officeCZ@HellermannTyton.at
www.HellermannTyton.cz

HellermannTyton – Denmark

Industrivej 44A, 1.
4000 Roskilde
Tel: +45 702 371 20
Fax: +45 702 371 21
E-Mail: htdk@HellermannTyton.dk
www.HellermannTyton.dk

HellermannTyton – Finland

Sähkötie 8
01510 Vantaa
Tel: +358 9 8700 450
Fax: +358 9 8700 4520
E-Mail: myynti@HellermannTyton.fi
www.HellermannTyton.fi

HellermannTyton S.A.S. – France

2 rue des Hêtres - CS 80543
78197 Trappes Cedex
Tel: +33 1 30 13 80 00
Fax: +33 1 30 13 80 60
E-Mail: info@HellermannTyton.fr
www.HellermannTyton.fr

HellermannTyton GmbH – Germany

Großer Moorweg 45
25436 Tornesch
Tel: +49 4122 701-0
Fax: +49 4122 701-400
E-Mail: info@HellermannTyton.de
www.HellermannTyton.de

HellermannTyton KFT – Hungary

Kisfaludy u. 13
1044 Budapest
Tel: +36 1 369 4151
Fax: +36 1 369 4151
E-Mail: officeHU@HellermannTyton.at
www.HellermannTyton.hu

HellermannTyton Ltd – Ireland

Unit 77 Cherry Orchard
Industrial Estate
Ballyfermot, Dublin 10
Tel: +353 1 626 8267
Fax: +353 1 626 8022
E-Mail: sales@HellermannTyton.ie
www.HellermannTyton.co.uk

HellermannTyton S.r.l. – Italy

Via Visco, 3/5
35010 Limena (PD)
Tel: +39 049 767 870
Fax: +39 049 767 985
E-Mail: info@HellermannTyton.it
www.HellermannTyton.it

HellermannTyton B.V. – Belgium/Netherlands

Vanadiumweg 11-C
3812 PX Amersfoort
Tel: +31 33 460 06 90
Fax: +31 33 460 06 99
E-Mail (NL): info@HellermannTyton.nl
E-Mail (BE): info@HellermannTyton.be
www.HellermannTyton.nl
www.HellermannTyton.be

HellermannTyton AS – Norway

P.O. Box 240 Alnabru
0614 Oslo
Tel: +47 23 17 47 00
Tel: +47 22 97 09 70
E-Mail: firmapost@HellermannTyton.no
www.HellermannTyton.no

HellermannTyton Sp. z o.o. – Poland

ul. Berdychów 57A
62-410 Zagórow
Tel: +48 63 2401 849
Fax: +48 63 2401 848
E-Mail: info@HellermannTyton.pl
www.HellermannTyton.pl

HellermannTyton – Romania

E-Mail: officeRO@HellermannTyton.at
www.HellermannTyton.at

OOO HellermannTyton – Russia

40/4, Pulkovskoe road
BC Technopolis Pulkovo, office A 8081
196158, St. Petersburg
Tel: +7 812 386 00 09
Fax: +7 812 386 00 08
E-Mail: info@HellermannTyton.ru
www.HellermannTyton.ru

HellermannTyton – Slovenia

Branch Office Ljubljana
Podružnica Ljubljana, Leskoškova 6
1000 Ljubljana
Tel: +386 1 433 70 56
Fax: +386 1 433 63 21
E-Mail: officesl@HellermannTyton.at
www.HellermannTyton.si

HellermannTyton España s.l. – Spain/Portugal

Avda. de la Industria 37 2º 2
28108 Alcobendas, Madrid
Tel: +34 91 661 2835
Fax: +34 91 661 2368
E-Mail:
HellermannTyton@HellermannTyton.es
www.HellermannTyton.es

HellermannTyton AB – Sweden

Isafjordsgatan 5
16440 Kista
Tel: +46 8 580 890 00
Fax: +46 8 580 348 02
E-Mail: support@HellermannTyton.se
www.HellermannTyton.se

HellermannTyton Ltd – UK

William Prance Road
Plymouth International Medical
and Technology Park
Plymouth, Devon PL6 5WR
Tel: +44 1752 701 261
Fax: +44 1752 790 058
E-Mail: info@HellermannTyton.co.uk
www.HellermannTyton.co.uk

HellermannTyton Ltd – UK

Sharston Green Business Park
1 Robeson Way
Altrincham Road, Wythenshawe
Manchester M22 4TY
Tel: +44 161 947 2200
Fax: +44 161 947 2220
E-Mail: sales@HellermannTyton.co.uk
www.HellermannTyton.co.uk

HellermannTyton Ltd – UK

Main Contact for Customer Service
Wharf Approach
Aldridge, Walsall, West Midlands
WS9 8BX
Tel: +44 1922 458 151
Fax: +44 1922 743 053
E-Mail: info@HellermannTyton.co.uk
www.HellermannTyton.co.uk

HellermannTyton Data Ltd – UK

Cornwell Business Park
43-45 Salthouse Road, Brackmills
Northampton NN4 7EX
Tel: +44 1604 707 420
Fax: +44 1604 705 454
E-Mail: sales@htdata.co.uk
www.htdata.co.uk

Middle East

HellermannTyton – UAE

Email: info@HellermannTyton.ae
www.HellermannTyton.ae

North America

HellermannTyton – Canada

Tel: +1 905 726 1221
Fax: +1 905 726 8538
E-Mail: sales@HellermannTyton.ca
www.HellermannTyton.ca

HellermannTyton – Mexico

Tel: +52 333 133 9880
Fax: +52 333 133 9861
E-Mail: info@HellermannTyton.com.mx
www.HellermannTyton.com

HellermannTyton – USA

Tel: +1 414 355 1130
Fax: +1 414 355 7341
E-Mail: corp@htamericas.com
www.HellermannTyton.com

South America

HellermannTyton – Argentina

Tel: +54 11 4754 5400
Fax: +54 11 4752 0374
E-Mail: ventas@HellermannTyton.com.ar
www.HellermannTyton.com.ar

HellermannTyton – Brazil

Tel: +55 11 4815 9000
Fax: +55 11 4815 9030
E-Mail: vendas@HellermannTyton.com.br
www.HellermannTyton.com.br

Asia-Pacific

HellermannTyton – Australia

Tel: +61 2 9525 2133
Fax: +61 2 9526 2495
E-Mail: cservice@HellermannTyton.com.au
www.HellermannTyton.com.au

HellermannTyton – China

Tel: +86 510 8528 2536
Fax: +86 510 8528 2731
E-Mail: cservice@HellermannTyton.com.cn
www.HellermannTyton.com.cn

HellermannTyton – Hong Kong

Tel: +852 2832 9090
Fax: +852 2832 9381
E-Mail: cservice@HellermannTyton.com.hk
www.HellermannTyton.com.hk

HellermannTyton – India

Tel: +91 120 413 3384
Bangalore: +91 776 001 0104
Chennai: +91 996 264 3939
Faridabad: +91 971 851 7797
Ghaziabad: +91 93 1354 1671
Pune: +91 727 601 2200
E-Mail: cservice@HellermannTyton.co.in
www.HellermannTyton.co.in

HellermannTyton – Japan

Tel: +81 3 5790 3111
Chennai: +91 996 264 3939
E-Mail: mkt@hellermannnyton.co.jp
www.HellermannTyton.co.jp

HellermannTyton – Republic of Korea

Tel: +82 31 388 8012
Fax: +82 31 388 8013
E-Mail: cservice@HellermannTyton.co.kr
www.HellermannTyton.co.kr

HellermannTyton – Philippines

Tel: +63 2 752 6551
Fax: +63 2 752 6553
E-Mail: cservice@HellermannTyton.com.ph
www.HellermannTyton.com.ph

HellermannTyton – Singapore

Tel: +65 6 852 8585
Fax: +65 6 756 6798
E-Mail: cservice@HellermannTyton.sg
www.HellermannTyton.com.sg

HellermannTyton – Thailand

Tel: +662 237 6702 / 266 0624
Fax: +662 266 8664
E-Mail: cservice@HellermannTyton.co.th
www.HellermannTyton.com.sg

Africa

HellermannTyton – South Africa

Tel: +27 11 879 6680
Fax: +27 11 879 6601
E-Mail: sales.jhb@Hellermann.co.za
www.HellermannTyton.co.za

A World of Solutions at your Fingertips

Comprehensive product information online

Digital versions of all our publications, plus video clips of products, are available to you in the media centre on our website. You can also download product data in 2D and 3D formats from our product pages.



Any screen, one experience: our online information is tailored to display correctly for the electronic device you use

Extensive portfolio of high-quality products

We make it as easy as possible for you to discover the perfect product that helps you solve your particular electrical installation or engineering challenge. Our printed publications guide you through our extensive portfolio.



Something for everyone: our brochures focus on key products and product ranges designed for specific applications

Stay in touch with us!





HellermannTyton

HellermannTyton Ltd

Wharf Approach

Aldridge, Walsall, West Midlands

WS9 8BX

Tel: +44 1922 458 151

Fax: +44 1922 743 053

E-Mail: info@HellermannTyton.co.uk

www.HellermannTyton.co.uk